

Ref: FACOR/BDK/HSE/02/2026-27
Dtd: 30.05.2026

To

Deputy Director General of Forests (C),
Ministry of Env., Forest & Climate Change,
Integrated Regional Office,
A/3, Chandersekharapur,
Bhubaneswar - 751023
Email: roez.bsr-mef@nic.in

Ref: 1. **Environment Clearance letter No. F.No. J-11011/594/2008-IA-II(IND-I) dtd. 13.09.2024**
2. **Name of the Project:** Expansion of Ferro Alloys Plant for High Carbon Ferro Chrome production from 145000 TPA to 445000 TPA and 700000 TPA Pellet & Sintering Plant at Randia, District Bhadrak, Orissa by M/s Ferro Alloys Corporation Ltd.

Sub : **Submission of Six Monthly Compliances Report against Environment Clearance letter No.: F.No. J-11011/594/2008-IA-II(IND-I) dtd.13.09.2024, issued to M/s. Ferro Alloys Corporation Ltd., for the period from October 2025 to March 2026.**

Dear Sir,


In compliance to the Stipulated Condition No.ix of the Environment Clearance letter No. . F.No. J-11011/594/2008-IA-II(IND-I) dtd. 13.09.2024 issued by your good office, we are submitting herewith Six-Monthly Compliance Report with respect to Charge Chrome Plant of M/s Ferro Alloys Corporation Limited, situated at D.P.Nagar, Po-Randia, District-Bhadrak for the period from October 2025 to March 2026.

The monthly Environmental Monitoring data and other required information with respect to compliance of the said Environment Clearance for the period from October 2025 to March 2026 are also enclosed herewith as Annexure for your kind perusal and records.

Thanking you.

Yours faithfully

For Ferro Alloys Corporation Ltd. (Charge Chrome Plant)



Kamod Singh
COO & Plant Manger

Enclosed: As above.

Copy to: Director I.A. Division, Ministry of Environment and Forests, Paryavaran Bhawan, New Delhi

M/s. Ferro Alloys Corporation Ltd. (A subsidiary of Vedanta Ltd.)

Registered Office:

D.P.Nagar, PO : Randia, Dist.: Bhadrak, Odisha, India - 756 135

T +91-6784 240320/240347, Email: facor.mines@vedanta.co.in / facor.ccp@vedanta.co.in

Website: www.facorgroup.in, CIN: U45201OR1955PLC008400.

**Six Monthly Environmental Compliance Report of M/S Ferro Alloys Corporation Limited
(Charge Chrome Plant) For the period from October 2025 up to March 2026**

Project: Expansion of Ferro Alloy Plant for high carbon ferro chrome production from 1,45,000 TPA (1 x 45 MVA & 1 x 33 MVA SAF) to **4,45,000 TPA** (1 x 45 MVA, 1 x 33 MVA & 2 x 75 MVA SAFs), **11,800 TPA MRP** along with new installation of raw material handling facility and **7,00,000 TPA Pellet & Sintering Plant** at Village- Randia, P.S-Bhadrak Rural, Dist-Bhadrak, Odisha by M/s Ferro Alloys Corporation Limited-Grant of Environmental Clearance-Reg.

S No		Conditions	Compliance of Conditions
	1	Specific	
1	1.1	This Environmental clearance is granted subject to final outcome of Hon'ble Supreme Court of India, Hon'ble High Court, Hon'ble NGT and any other Court of Law, if any, as may be applicable to this project.	Agree to abide
2	1.2	The project proponent shall comply with all the environmental protection measures and safeguards proposed in the documents submitted to the Ministry. All the recommendations made in the EIA/EMP in respect of environmental management, and risk mitigation measures relating to the project shall be implemented.	Agreed to comply
3	1.3	The project proponent shall utilize modern technologies for capturing of carbon emitted and shall also develop carbon sink/carbon sequestration resources capable of capturing more than emitted. The implementation report shall be submitted to the IRO, MoEF&CC in this regard.	We are using the latest technology provided by M/s Ghalsashi for Ferro chrome industry for lower carbon emission in existing furnaces. Expansion project will be completely closed furnace, and carbon will be utilized for power generation. Power requirement for expansion units will be sourced from renewable energy power. GHG emission intensity of reporting period has been attached herewith Annexure 1 .
4	1.4	There is a rich habitation including Randia Village (0.53 km, NE), Baghurai Village (0.65 km, SSE) etc. along with other sensitive areas within the study area of the project site. Proponent shall take appropriate environmental safeguard measures to minimize the impact on the habitation of the locals. The project proponent needs to strengthen green belt all around the plant area	We are taking utmost measures to safeguard environmental impact on the habitation of the locals. We have adopted measures to control dust pollution around the plant. Initiatives like Road sweeping machine, wheel washing system, water sprinkling and mist cannon have been incorporated to control dust emission inside and

		to reduce the dust pollution. The PP shall also include some of these locations in its environmental monitoring program.	outside village roads. To reduce dust and noise pollution, we have significantly strengthened our greenbelt cover by planting more than three thousand tree saplings inside plant premises in this monsoon period. We are making continuous efforts to increase our green cover. We will be including nearby village areas in environmental monitoring program.
5	1.5	Salandi River (0.5 km, E) and Akhaupada High Level Main canal (0.5 km, S) along with several water bodies within the study area of the project site. A robust and full proof Drainage Conservation scheme to protect the natural drainage and its flow parameters; along with Soil conservation scheme and multiple Erosion control measures shall be implemented.	To protect natural drainage and its flow parameters a Surface Runoff Treatment unit has been set up to collect all the Surface Runoff. Treated water is stored in rainwater harvesting pond and then reused in multipurpose inside the plant. As per plant scheme whatever liquid effluent is being generated, is treated and reused. There is no discharge of water outside the plant premises. Greenbelt around the boundary wall has been developed as a soil conservation and erosion control measure.
6	1.6	The PP shall undertake flood protection measures due to presence of Salandi river as committed.	Plant MSL is much higher than the riverbed. The plant is outside flood prone area as per record of 25 years of floods as confirmed by Salandi Canal Division. Copy is enclosed as Annexure-2 .
7	1.7	The water requirement of 4750 m ³ /day shall be sourced from River Salandi and ground water. PP shall obtain necessary permission from the Competent Authority in this regard. Also, PP shall implement the plan to gradually phase out the use of ground water in a period of 2 years as committed.	NOC for water withdrawal of 4750 m ³ /day has been obtained from Salandi, and we also reduced our groundwater consumption by 20% opting for alternate resource as per phaseout plan.
8	1.8	PP/Consultant shall prepare and implement a stringent plan to minimise the levels of PM _{2.5} and PM ₁₀	To control emissions from furnace and other operation bag filters, dedusting units and dust suppression systems have been installed. To arrest fugitive emission during transportation, truck mounted mist cannon has been deployed for dust suppression inside and outside village roads. We have taken various dust suppression measures like water sprinkling system in material conveyor line, sprinklers at raw

			material yard, road sweeping machine, mist cannon etc to control dust pollution. Ambient Air Quality reports and fugitive emission reports are attached as Annexure 3 and 3A.
9	1.9	Three tier Green Belt shall be developed in atleast 33% of the project area as committed, of adequate width and tree density shall not be less than 2500 per ha. Survival rate of green belt developed shall be monitored on periodic basis to ensure that damaged plants are replaced with new plants in the subsequent years. PP shall also develop greenbelt in the form of shelter belt comprising of total of 6 rows of 2x2 m plantation with tall trees & broad leaves with thick canopy along with windshield inside the plant premises to act as green barrier for air pollution & noise levels towards sensitive areas nearby project site. Compliance status in this regard, shall be submitted to concerned Regional Office of the MoEF&CC.	As per Greenbelt assessment by expert agency, the greenbelt coverage is around 34.84%. Native species have been planted along the periphery of the plant. Efforts are being made continuously to achieve the tree density to 2500/Ha by using the existing vacant land and replacement of damaged plants. We have planted around five thousand local species during this monsoon period .
10	1.10	Tree Felling of 936 as reported shall be cut only after consultation and approval of State Forest Department.	Approval has been obtained and enclosed in Annexure-4.
11	1.11	The PP is advised to implement the 'Ek Ped Maa Ke Naam' Campaign which was launched on 5th June 2024 on the occasion of the World Environment Day to increase the forest cover across the Country. This plantation drive will be other than Green belt development.	Campaign of "Ek Ped Maa Ke Naam" has been adopted and plantation is being carried out along with community distribution and awareness drives in schools
12	1.12	All the commitments made towards socio-economic development of the nearby villages shall be satisfactorily implemented. The action plan based on the social impact assessment study of the project as per the EMP in accordance to the Ministry's OM dated 30.09.2020 amounting to Rs.18.32 Crores shall be strictly implemented and progress shall be submitted to the Regional Office of MoEF&CC.	The action plan provided on EMP report will be followed as per the plan.
13	1.13	The project proponent shall undertake village adoption programme and prepare and implement the action plan to develop them into a model village.	Our CSR team is working in nearby six-gram panchayats in thematic areas of health, education, livelihood and community development. We are following the practices.

14	1.14	The PP shall strengthen the social entrepreneurship opportunities; strengthen Self Help Groups into SMEs; strengthen Health infrastructure in the surrounding nearby villages and the compliance report in this regard needs to be submitted to IRO, MoEFCC.	PP has initiated some opportunities to strengthen SHG like initiating workshop on leadership skill training and conducted health camps nearby villages. PH Compliance report in this regard has been submitted to IRO, MOEF and CC. Report attached as Annexure -5.
15	1.15	The recommendations of the approved Site-Specific Wildlife Management Plan shall be implemented in consultation with the State Forest Department. The implementation report shall be furnished along with the six-monthly compliance report to the concerned Regional Office of the MoEF&CC.	Wildlife management plan has been submitted to DFO, Bhadrak for necessary approval to proceed further. Receiving copy attached in Annexure-6.
16	1.16	PP shall strictly comply with the partially/non complied EC conditions as per the observations of IRO and submit the report to IRO.	Compliance report has been submitted to IRO. Copy enclosed in Annexure-7.
17	1.17	PP shall carry out periodically occupational health survey as per the applicable norms.	Periodical occupational health check-ups are being carried out annually. Same will be continued. Copy enclosed in Annexure-8.
18	1.18	As committed, fog mist cannon shall be deployed for minimising the fugitive emissions.	Fog Mist cannon has been deployed to minimize fugitive emissions. Photographs of the same has been attached herewith Annexure-9.
19	1.19	The PP shall install CO sensors at the furnace top level and the monitoring report shall be submitted to the IRO, MoEF&CC in this regard.	CO sensors have been installed in furnace top level and report regarding installation has been sent to the IRO, MOEFCC in this regard. Copy attached as Annexure-10.
20	1.20	CO sensors with alarm to be installed at strategic locations in the Plant.	7 Nos of CO sensors with alarm system have been installed in the strategic locations of both furnaces.
	1	Statutory Compliance	
21	1.1	The Environment Clearance (EC) granted to the project/ activity is strictly under the provisions of the EIA Notification, 2006 and its amendments issued from time to time. It does not tantamount/construe to approvals/ consent/ permissions etc., required to be obtained or standards/conditions to be followed under any other Acts/Rules/Subordinate legislations, etc., as may be applicable to the project.	Agreed to abide

22	1.2	This Environmental clearance is granted subject to final outcome of Hon'ble Supreme Court of India, Hon'ble High Court, Hon'ble NGT and any other Court of Law, if any, as may be applicable to this project.	Agreed to abide
	2	Air Quality Monitoring and Preservation	
23	2.1	The project proponent shall install 24x7 continuous emission monitoring system at process stacks to monitor stack emission as well as 04 Nos. Continuous Ambient Air Quality Station (CAAQMS) for monitoring AAQ parameters with respect to standards prescribed in Environment (Protection) Rules 1986 as amended from time to time. The CEMS and CAAQMS shall be connected to SPCB and CPCB online servers and calibrate these systems from time to time according to equipment supplier specification through labs recognized under Environment (Protection) Act, 1986 or NABL accredited laboratories.	We have 5 nos CAAQMS covering both Charge Chrome Plant and Power Plant. CEMS has already been installed to monitor process stack emission, and all are connected with SPCB and CPCB online server. Calibration is being done from time to time for these instruments.
24	2.2	The project proponent shall carryout Continuous Ambient Air Quality monitoring for common/criterion parameters relevant to the main pollutants released (e.g. PM10 and PM2.5 in reference to PM emission, and SO2 and NOx in reference to SO2 and NOx emissions) within and outside the plant area (at least at four locations one within and three outside the plant area at an angle of 120° each), covering upwind and downwind directions.	Being followed and continuing within the plant premises. Same will be extended to outside the plant area.
25	2.3	The project proponent shall monitor fugitive emissions in the plant premises at least once in every quarter through laboratories recognized under Environment (Protection) Act, 1986 or NABL accredited laboratories.	Being Complied. Copy enclosed in Annexure-3A .
26	2.4	Sampling facility at process stacks and at quenching towers shall be provided as per CPCB guidelines for manual monitoring of emissions.	Being Complied for existing stack. Same to be provided for 300 KTPA expansion project.
27	2.5	Appropriate Air Pollution Control (APC) system shall be provided for all the dust generating points including fugitive dust from all vulnerable sources, so as to comply prescribed stack emission and fugitive emission standards.	Two dedusting Units with bag filters have been provided in the dust prone area to control fugitive emission. Additional water sprinkling is being done on a regular basis in the dust generation sources to control fugitive dust emission. To control stack emission Gas Cleaning Plants have been installed. Venturi Scrubbers and

			bag filters shall be provided for expansion project.
28	2.6	The project proponent shall provide leakage detection and mechanized bag cleaning facilities for better maintenance of bags.	An auto pulsing system has been installed to dislodge from bags into hopper to ensure better maintenance of bags. Copy enclosed in Annexure-11 .
29	2.7	Sufficient number of mobile or stationery vacuum cleaners shall be provided to clean plant roads, shop floors, roofs, regularly.	We have deployed mechanical road sweeping machine to clean plant roads. Cleaning facility has been provided in all shop floors.
30	2.8	Ensure covered transportation and conveying of raw material to prevent spillage and dust generation. The project proponent use leak proof trucks/dumpers carrying coal and other raw materials and cover them with tarpaulin.	All the raw materials are transporting through vehicle covered with tarpaulin and conveying of ore and other raw material through covered conveyors.
31	2.9	Recycle and reuse iron ore fines, coal and coke fines, lime fines and such other fines collected in the pollution control devices and vacuum cleaning devices in the process after briquetting/ agglomeration.	All the raw material fines collected through pollution control devices are being recycled and reused for briquette and pellets making.
32	2.10	The project proponent shall provide primary and secondary fume extraction system at all heat treatment furnaces.	Fume extraction system has been installed to control primary and secondary emission. Flue gas is being filtered in GCP bag filters and filtered gas is released
33	2.11	Wind shelter fence and chemical spraying shall be provided on the raw material stock piles.	Fencing has been provided around raw material storage and regular water sprinkling happening in raw material stock pile as per need.
34	2.12	Design the ventilation system for adequate air changes as per prevailing norms for all tunnels, motor houses, Oil Cellars.	Being followed.
35	2.13	Pollution control system in the plant shall be provided as per the CREP Guidelines of CPCB.	This will be followed during upcoming project commissioning.
36	2.14	The project proponent shall adopt the Clean Air practices like mechanical collectors, wet scrubbers, fabric filters (bag houses), electrostatic precipitators, combustion systems (thermal oxidizers), condensers, absorbers, adsorbers, and biological degradation. Controlling emissions related to transportation shall include emission controls on vehicles as well as use of cleaner fuels. Sufficient numbers of additional truck mounted Fog/Mist water	To control emissions from furnace and other operation bag filters, dedusting units and dust suppression systems have been installed. To arrest suspended dust during transportation, truck mounted mist cannon has been deployed for dust suppression inside and around the plant premises.

		cannons shall be procured and operated regularly inside the project premises and also in the surrounding villages to arrest suspended dust in the atmosphere.	
37	2.15	Bag filters shall be cleaned regularly and efficiency of bag filter system shall be monitored at regular intervals.	Being followed for existing system and same will be followed during project.
38	2.16	Water Sprinklers/Water mist system shall be installed near raw material yards, operational units and other strategic locations to control fugitive emissions from the plant.	Water Sprinklers has been installed near raw material yards and operational units i.e. ground hopper to control fugitive emissions from the plant
39	2.17	The particulate matter emissions from the process stacks shall be less than 30 mg/Nm ³ and measures shall be undertaken as per the submitted action plan. Efficient Air monitoring equipment shall be installed.	Agreed to comply for expansion project.
40	2.18	Following additional arrangements to control fugitive dust shall be provided: a. Fog / Mist Sprinklers at all on bulk raw material storage area (at the transfer points) like Iron Ore, Coal and for Fly Ash and similar solid waste storage areas. b. Proper covered vehicle shall be used while transport of materials. c. Wheel washing mechanism shall be provided in entry and exit gates with complete recirculation system.	a. Mist sprinklers are deployed in bulk material storage areas & conveying points to control dust emission. B. Material carrying vehicles are covered with tarpaulin during transportation. c. Wheel washing system has been provided with complete recirculation system.
	3	Air Quality Monitoring and Preservation in case of Ferro Alloy Plants	
41	3.1	Briquetting and Jigging plant shall be installed in Ferro Alloys Plant.	Existing furnaces have Briquetting and Jigging plant. For new furnaces (75 MVA*2) sinter unit will be installed in place of briquetting plant.
42	3.2	The PP shall minimize the evaporation losses in jigging operation to less than 10% using suitable advanced process.	Being followed for existing process. The same will not be applicable for expansion as there will be no Jigging plant. Copy enclosed in Annexure-12 .
43	3.3	The 4th hole extraction system shall be provided in the Sub Merged Arc Furnaces and EAF.	4th hole extraction system has been provided for existing semi closed arc furnace. However, expansion furnace will be completely closed circuit.
44	3.4	Industry is going to use silica quartz in large quantities and going to produce Silico Manganese and Ferro Silicon alloy steel. Therefore, it is necessary to control silica/quartz exposures at production Departments, not only emission norms as per Indian Factories Act. The permissible limit for silica/quartz should be within 10 mg/m ³ for total dust as per Indian Factories Act.	Not applicable

		Therefore, it is recommended to monitor personal and area exposures for silica quartz dust in the process plants. (in case of Silico Manganese and Ferro Silicon alloy steel)	
	4	Water Quality Monitoring and Preservation	
45	4.1	The project proponent shall install 24x7 continuous effluent monitoring system with respect to standards prescribed in Environment (Protection) Rules 1986 as amended from time to time and connected to SPCB and CPCB online servers and calibrate these system from time to time according to equipment supplier specification through labs recognized under Environment (Protection) Act, 1986 or NABL accredited laboratories.	At present, there are no process effluent that are discharge outside factory premises. Zero liquid discharge scheme has been adopted through recycling and reusing effluents.
46	4.2	The project proponent shall monitor regularly ground water quality at least twice a year (pre-and post-monsoon) at sufficient numbers of piezometers/sampling wells in the plant and adjacent areas through labs recognized under Environment (Protection) Act, 1986 and NABL accredited laboratories.	Being complied. Reports of groundwater quality are enclosed as Annexure-13
47	4.3	Garland drains and collection pits shall be provided for each stock pile to arrest the run-off in the event of heavy rains and to check the water pollution due to surface run off.	PP has installed Surface Run-off Treatment Plant (SRTP) to collect all the runoff water during rain and after treatment water is being stored in rainwater harvesting pond and reused in process.
48	4.4	Water meters shall be provided at the inlet to all unit processes in the plants.	For existing process water meters are available, post expansion same will be implemented.
49	4.5	The project proponent shall make efforts to minimize water consumption in the steel plant complex by segregation of used water, practicing cascade use and by recycling treated water.	We are focused on maximizing water recycling through wastewater treatment. We have adopted multiple recycling process of used water i.e. Surface Runoff Treatment, Sewage water treatment.
50	4.6	The proposed project shall be designed as Zero Liquid Discharge Plant. ETP shall be installed and there shall be no discharge of effluent from the plant. Domestic effluent shall be treated in Sewage Treatment Plant. Suitable measures shall be adopted for sewage water handling to ensure no contamination of any kind of water body.	Effluent arise from new furnaces will be treated through ETP to meet zero liquid discharge.

51	4.7	All stockyards shall have impervious flooring and shall be equipped with water spray system for dust suppression. Stock yards shall also have garland drains and catch pits to trap the run off material and shall be implemented as per the action plan submitted in EIA/EMP report.	Being followed for existing process. For expansion implementation of EIA/EMP report action plan will be followed.
52	4.8	Rain water harvesting shall be implemented to recharge/harvest water as per the action plan submitted in the EIA/EMP report.	Implemented as per action plan in EIA/EMP report.
	5	Noise Monitoring and Prevention	
53	5.1	Noise pollution shall be monitored as per the prescribed Noise Pollution (Regulation and Control) Rules, 2000 and amendments thereof, and report in this regard shall be submitted to Regional Officer of the Ministry as a part of six-monthly compliance report.	Noise quality monitoring is being carried out regularly as per Noise Pollution (Regulation and Control) Rules,2000. Reports are enclosed in Annexure-14 .
54	5.2	The ambient noise levels should conform to the standards prescribed under E(P)A Rules, 1986viz. 75 dB(A) during day time and 70 dB(A) during night time.	Being complied
	6	Energy Conservation Measures	
55	6.1	Provide solar power generation on roof tops of buildings, for solar light system for all common areas, street lights, parking around project area and maintain the same regularly.	Conventional streetlights have been replaced with Solar lights. Installation of Rooftop Solar Panels has been planned.
56	6.2	Provide LED lights in their offices and residential areas.	All older lights are being replaced with LED in offices and residential areas.
	7	Waste Management	
57	7.1	Oil Collection pits shall be provided in oil cellars to collect and reuse/recycle spilled oil. Oil collection trays shall be provided under coils on saddles in cold rolled coil storage area.	Oil collection pits have been provided at bulk oil storage areas to collect oil spills.
58	7.2	Kitchen waste shall be composted or converted to biogas for further use.	Kitchen waste is being composted and used in plantation as an organic manure. Installation of one organic waste converter has been planned.
59	7.3	100% utilization of fly ash shall be ensured. All the fly ash shall be provided to cement and brick manufacturers for further utilization and Memorandum of Understanding in this regard shall be submitted to the Ministry's Regional Office.	Not Applicable
60	7.4	The Plastic Waste Management Rules 2016, inter-alia, mandated banning of identified Single Use Plastic (SUP) items with effect from 01/07/2022. In this regard, CPCB has issued a direction to all the State Pollution Control Boards (SPCBs)/Pollution Control	Awareness sessions on the ban of single use plastics have been conducted to sensitize people on Ban of Single Use plastic. Action plan has been prepared on Banning SUP and handling of plastic waste inside plant

		Committees (PCCs) on 30/06/2022 to ensure the compliance of Notification published by Ministry on 12/08/2021. The technical guidelines issued by the CPCB in this regard is available at https://cpcb.nic.in/technical-guidelines-3/ . All the project proponents are hereby requested to sensitize and create awareness among people working within the Project area as well as its surrounding area on the ban of SUP in order to ensure the compliance of Notification published by this Ministry on 12/08/2021. A report, along with photographs, on the measures taken shall also be included in the six monthly compliance report being submitted by the project proponents.	premises. Report in this regard is enclosed in Annexure 15 .
61	7.5	A proper action plan must be implemented to dispose of the electronic waste generated in the industry.	Proper SOP is available for e-waste management and disposal is done through authorize recycler as per OSPCEB guideline.
	8	Waste Management in case of Sinter Plant	
62	8.1	SMS slag after metal recovery in waste recycling facility shall be conditioned and used for roadmaking, railway track ballast and other applications. The project proponent shall install a waste recycling facility to recover metallic and flux for recycle to sinter plant. The project proponent shall establish linkage for 100% reuse of rejects from Waste Recycling Plant.	Not applicable as currently no sinter plant is available. This will be commissioned during the project work.
63	8.2	Carbon recovery plant to recover the elemental carbon present in GCP slurries for use in Sinter plant shall be installed.	Not applicable as currently no sinter plant is available. This will be commissioned during the project work.
64	8.3	Waste recycling Plant shall be installed to recover scrap, metallic and flux for recycling to sinter plant and SMS.	Not applicable as currently no sinter plant is available. This will be commissioned during the project work.
	9	Green Belt	
65	9.1	The project proponent shall prepare GHG emissions inventory for the plant and shall submit the program for reduction of the same including carbon sequestration by trees.	A preliminary report has been prepared by the external agency which includes a program for reduction of GHG and carbon sequestration including plantation. We are exploring the possibilities for implementation.



M/s. Ferro Alloys Corporation Ltd. (A subsidiary of Vedanta Ltd.)

Registered Office:

D.P. Nagar, PO: Randla, Dist. Bhadrak, Odisha, India - 756 135

T +91-6784 240320/240347 Email: facor.mines@vedanta.co.in / facor.ccp@vedanta.co.in


Website: www.facorgroup.in, CIN: U45201OR1955PLC008400.

66	9.2	Project proponent shall submit a study report on Decarbonization program, which would essentially consist of company's carbon emissions, carbon budgeting/ balancing, carbon sequestration activities and carbon capture, use and storage and offsetting strategies. Further, the report shall also contain time bound action plan to reduce its carbon intensity of its operations and supply chains, energy transition pathway from fossil fuels to Renewable energy etc. All these activities/ assessments should be measurable and monitorable with defined time frames.	Carbon Assessment has been done by external agency. Various projects proposed by the consultant related to reduction in carbon footprint are under review. Roadmap has been prepared. Copy is enclosed as Annexure 16.
67	9.3	Greening and Paving shall be implemented in the plant area to arrest soil erosion and dust pollution from exposed soil surface.	Being followed.
	10	Public Hearing and Human Health Issues	
68	10.1	Emergency preparedness plan based on the Hazard identification and Risk Assessment (HIRA) and Disaster Management Plan shall be implemented.	Emergency Preparedness Plan and Disaster Management Plan is available and implemented accordingly. Copy enclosed in Annexure-17.
69	10.2	The project proponent shall carry out heat stress analysis for the workmen who work in high temperature work zone and provide Personal Protection Equipment (PPE) as per the norms.	Qualitative and Quantitative analysis for heat stress has been conducted for workmen who work in high temperature work zone. All the appropriate PPEs are being provided to the workmen.
70	10.3	Provision shall be made for the housing of construction labour within the site with all necessary infrastructure and facilities such as fuel for cooking, mobile toilets, mobile STP. Safe drinking water, medical health care, creche etc. The housing may be in the form of temporary structures to be removed after the completion of the project.	At present the facilities are being built based on the requirement at site. Additional requirements will be provided when project construction job starts at full fledge.
71	10.4	Occupational health surveillance of the workers shall be done on a regular basis and records maintained.	Regular Occupational health surveillance of workers are being carried out.
	11	Environment Management	
72	11.1	The project proponent shall comply with the provisions contained in this Ministry's OM vide F.No. 22-65/2017-IA.III dated 30/09/2020. As part of Corporate Environment Responsibility (CER) activity, company shall adopt nearby villages based on the socio-economic survey and undertake community developmental activities in consultation with	PP is working in nearby six-gram panchayats in thematic areas of health, education, livelihood and community development in consultation with village Panchayat and District Administration.

		the village Panchayat and the District Administration as committed.	
73	11.2	The company shall have a well laid down environmental policy duly approved by the Board of Directors. The environmental policy should prescribe for standard operating procedures to have proper checks and balances and to bring into focus any infringements/deviation/violation of the environmental / forest / wildlife norms / conditions. The company shall have defined system of reporting infringements / deviation / violation of the environmental / forest / wildlife norms /conditions and / or shareholders / stake holders. The copy of the board resolution in this regard shall be submitted to the MoEF&CC as a part of six-monthly report.	Environment policy duly approved by the Board of Directors and Board resolution in this regard is being submitted herewith. Annexure 18.
74	11.3	A separate Environmental Cell both at the project and company head quarter level, with qualified personnel shall be set up under the control of senior Executive, who will directly to the head of the organization.	Environment Cell consisting of qualified personnel headed by Chief HSE-S officer is already available to look after environmental management. Copy enclosed in Annexure-19.
75	11.4	Performance test shall be conducted on all pollution control systems every year and report shall be submitted to Integrated Regional Office of the MoEFandCC.	Performance Test has been conducted. Submission Letter is enclosed as Annexure- 20.
	12	Miscellaneous	
76	12.1	The project proponent shall make public the environmental clearance granted for their project along with the environmental conditions and safeguards at their cost by prominently advertising it at least in two local newspapers of the District or State, of which one shall be in the vernacular language within seven days and in addition this shall also be displayed in the project proponent's website permanently.	Being complied. Copy enclosed in Annexure-21.
77	12.2	The copies of the environmental clearance shall be submitted by the project proponents to the Heads of local bodies, Panchayats and Municipal Bodies in addition to the relevant offices of the Government who in turn has to display the same for 30 days from the date of receipt.	The copies of the Environment clearances have already been submitted to the relevant offices as per the provision. Copy enclosed in Annexure-22.

78	12.3	The project proponent shall upload the status of compliance of the stipulated environment clearance conditions, including results of monitored data on their website and update the same on half-yearly basis.	Being complied
79	12.4	The project proponent shall monitor the criteria pollutants level namely; PM10, SO2, NOx (ambient levels as well as stack emissions) or critical sectoral parameters, indicated for the projects and display the same at a convenient location for disclosure to the public and put on the website of the company.	Being complied
80	12.5	Action plan for developing connecting and internal road in terms of MSA as per IRC guidelines shall be implemented.	Being followed and same will continue
81	12.6	The project proponent shall submit six-monthly reports on the status of the compliance of the stipulated environmental conditions on the website of the ministry of Environment, Forest and Climate Change at environment clearance portal.	Being complied
82	12.7	The project proponent shall submit the environmental statement for each financial year in Form-V to the concerned State Pollution Control Board as prescribed under the Environment (Protection) Rules, 1986, as amended subsequently and put on the website of the company.	PP has submitted the environment statement for FY2025. Copy enclosed in Annexure-23
83	12.8	The project proponent shall inform the Regional Office as well as the Ministry, the date of financial closure and final approval of the project by the concerned authorities, commencing the land development work and start of production operation by the project.	Agreed to comply
84	12.9	The project proponent shall abide by all the commitments and recommendations made in the EIA/EMP report, commitment made during Public Hearing and also that during their presentation to the Expert Appraisal Committee.	Agreed to abide
85	12.10	The recommendations of the approved Site-Specific Wildlife Management Plan (in case of involvement of Schedule-I species) shall be implemented in consultation with the State Forest Department. The implementation report shall be furnished along with the six-monthly compliance report to the concerned Regional Office of the MoEFandCC.	Site specific Wildlife Management Plan has been prepared and submitted to DFO, Bhadrak for due approval and same will be implemented once the plan gets approved.

86	12.11	The PP shall put all the environment related expenditure, expenditure related to Action Plan on the PH issues, and other commitments made in the EIA/EMP Report etc. in the company web site for the information to public/public domain. The PP shall also put the information on the left over funds allocated to EMP and PH as committed in the earlier ECs and shall be carried out and spent in next three years, in the company web site for the information to public/public domain.	Environment related expenditure for previous EC has been displayed in company website and same will be done for the expansion EC.
87	12.12	No further expansion or modifications in the plant shall be carried out without prior approval of the Ministry of Environment, Forests and Climate Change (MoEFandCC).	Agreed to abide
88	12.13	Concealing factual data or submission of false/fabricated data may result in revocation of this environmental clearance and attract action under the provisions of Environment (Protection) Act, 1986	Agreed to abide
89	12.14	The Ministry may revoke or suspend the clearance, if implementation of any of the above conditions is not satisfactory.	Agreed to abide
90	12.15	The Ministry reserves the right to stipulate additional conditions if found necessary. The Company in a time bound manner shall implement these conditions.	Agreed to abide
91	12.16	The Regional Office of this Ministry shall monitor compliance of the stipulated conditions. The project authorities should extend full cooperation to the officer (s) of the Regional Office by furnishing the requisite data / information/monitoring reports.	Agreed to abide
92	12.17	Any appeal against this EC shall lie with the National Green Tribunal, if preferred, within a period of 30 days as prescribed under Section 16 of the National Green Tribunal Act, 2010.	Agreed to abide



Charge Chrome Plant
of M/S Ferro Alloys Corporation Limited

**Details of Scope 1 & 2 Emissions & GHG intensity during the period of
 Oct 2025- March 2026.**

Industry Name	Month	October	November	December	January	February	March	Total
Ferro Alloys Corporation Limited (Charge Chrome Plant)	Scope 1+2 (tCO ₂ eq./Mt)	13,953.24	10,623.92	17,664.49	16,472.86	14,127.12	16,104.75	88,946.38
	Metal production (MT)	6,815.00	6,315.00	10,609.00	10,611.00	8,357.00	10,729.00	53,436.00
	GHG intensity (tCO ₂ eq./MT)	2.05	1.68	1.67	1.55	1.69	1.50	1.66

Annexure 2



**OFFICE OF THE SUPERINTENDING ENGINEER, SALANDI CANAL DIVISION,
BHADRAK**

E-mail ID:-scdbdk1960@gmail.com (Ph.06787-250231)

Letter No. 1018 /dt 17/2/2024

To

The Chief Executive Officer,
Facor Charge Chrome Plant of M/S Ferro Alloys Corporation Ltd.
At-D.P.Nagar,Post-Randia,Dist -Bhadrak

Sub:

Requesting to provide clearance to M/s Ferro Alloys Corporation Ltd. Located at village Randia,P.S-Bhadrak (R un I) Dist-Bhadrak,Odisha is not coming under the vicinity of Flood plain area .

Ref:

Your Letter No -FACL/BDK/GP/001/2023-24 Dt. 14.11.2023

Sir,

With reference to your letter & subject cited above, it is to intimate you that the Chrome Plant of M/S Ferro Alloys Corporation Ltd. is not coming under Flood plain Zone as per the record of 25 years of Floods.

Yours Faithfully,

[Signature]
Superintending Engineer,
Salandi Canal Division
Bhadrak

Memo No.

1019

Date 17/2/2024

Copy forwarded to the Chief Asst. Executive Engineer, Bhadrak Irrigation Sub-Division,Bhadrak,for favour of kind information.

[Signature]
Superintending Engineer,
Salandi Canal Division
Bhadrak
17/2/24



TEST REPORT

Test Report No: ENVLAB/25-26/TR-14396

Date: 06.11.2025

Name of the Industry	: Ferro Alloys Corporation Ltd., Charge Chrome Plant, D.P. Nagar, Randia, Bhadrak	Date of Sampling	: 31.10.2025
		Sample Received on	: 01.11.2025
Sample Description	: Ambient Air	Sampling Procedure	: VCSPL/F-SOP/001, Dt. 04.09.2021
		Sampling Location	: AUTO GARAGE
Environment Condition during Sampling	: Atmospheric Temp.: 29 – 33°C Barometric Pressure : 755 mm of Hg	Instrument used for Sampling	: RDS (APM 460 BL), FPS (APM 550), VOC Sampler
Sample Condition	: Air Tight Sealed and gaseous Sample Solution Refrigerated	Sampling done by	: Asutosh Mohanty
Test Started on	: 01.11.2025	Test Completed on	: 4.11.2025

1. Chemical Testing

A. Atmospheric Pollution

Sl. No	Parameters	Unit	Test Method	National Ambient Air Quality Standard, CPCB, 18 th Nov. 2009	Analysis Result
1	Particulate matter as PM ₁₀	($\mu\text{g}/\text{m}^3$)	IS 5182 : Part 23: 2006, RA 2017	100	57.2
2	Particulate matter as PM _{2.5}	($\mu\text{g}/\text{m}^3$)	IS 5182 (Part 24):2019	60	31.9
3	Sulphur Oxides as SO ₂	($\mu\text{g}/\text{m}^3$)	IS 5182 (Part 2): 2001, RA 2017	80	20.9
4	Nitrogen Oxides as NO _x	($\mu\text{g}/\text{m}^3$)	IS 5182 (Part 6): 2006, RA 2017	80	21.6
5	Carbon monoxide as CO	(mg/m^3)	IS 5182(Part 10):2019	2	0.67
6	Ozone as O ₃	($\mu\text{g}/\text{m}^3$)	IS 5182 (Part-09):2019	180	6.2
7	Ammonia as NH ₃	($\mu\text{g}/\text{m}^3$)	IS 5182 (Part 25): 2018	400	<20
8	Lead as Pb	($\mu\text{g}/\text{m}^3$)	IS 5182(Part -22):2019	1	<0.02
9	Nickel as Ni	(ng/m^3)	IS 5182(Part -22):2019	20	<2.5
10	Arsenic as As	(ng/m^3)	IS 5182(Part -22):2019	6	<1.0
11	Benzene as C ₆ H ₆	($\mu\text{g}/\text{m}^3$)	IS 5182 (Part 11):2006	5	<4
12	Benzo-a-pyrene as BaP	(ng/m^3)	IS 5182 (Part 12):2017	1	<0.5

BDL Values: SO₂< 4 $\mu\text{g}/\text{m}^3$, NO_x< 6 $\mu\text{g}/\text{m}^3$, O₃<5 $\mu\text{g}/\text{m}^3$, NH₃<20 $\mu\text{g}/\text{m}^3$, Ni<2.5 ng/m^3 , As <1.0 ng/m^3 , C₆H₆<4.0 $\mu\text{g}/\text{m}^3$, BaP<0.5 ng/m^3 , Pb<0.02 $\mu\text{g}/\text{m}^3$, CO<0.1 mg/m^3

Remarks: The above Sample test results are within the prescribed standard for the above mentioned parameters.

TERMS AND CONDITION: -

- The Test result is relevant only to the item tested.
- This report shall not be reproduced in full or part without written approval of Visiontek consultancy services. (P) Ltd
- The laboratory is not responsible for the authenticity of photocopied test report.
- The test item will not be retained for more than 15 days from the date of issue of test report except in case as required by applicable regulations.
- The laboratory's responsibility under this report is limited to: proven willful negligence.

*** End Report***



TEST REPORT

Test Report No: ENVLAB/25-26/TR-14397

Date: 06.11.2025

Name of the Industry	: Ferro Alloys Corporation Ltd., Charge Chrome Plant, D.P. Nagar, Randia, Bhadrak	Date of Sampling	: 31.10.2025
		Sample Received on	: 01.11.2025
Sample Description	: Ambient Air	Sampling Procedure	: VCSPL/F-SOP/001, Dt. 04.09.2021
		Sampling Location	: MRP
Environment Condition during Sampling	: Atmospheric Temp.: 29 – 33°C Barometric Pressure : 755 mm of Hg	Instrument used for Sampling	: RDS (APM 460 BL), FPS (APM 550), VOC Sampler
Sample Condition	: Air Tight Sealed and gaseous Sample Solution Refrigerated	Sampling done by	: Asutosh Mohanty
Test Started on	: 01.11.2025	Test Completed on	: 04.11.2025

1. Chemical Testing

A. Atmospheric Pollution

Sl. No	Parameters	Unit	Test Method	National Ambient Air Quality Standard, CPCB, 18 th Nov. 2009	Analysis Result
1	Particulate matter as PM ₁₀	($\mu\text{g}/\text{m}^3$)	IS 5182 : Part 23: 2006, RA 2017	100	55.2
2	Particulate matter as PM _{2.5}	($\mu\text{g}/\text{m}^3$)	IS 5182 (Part 24):2019	60	30.8
3	Sulphur Oxides as SO ₂	($\mu\text{g}/\text{m}^3$)	IS 5182 (Part 2): 2001, RA 2017	80	18.1
4	Nitrogen Oxides as NO _x	($\mu\text{g}/\text{m}^3$)	IS 5182 (Part 6): 2006, RA 2017	80	21.2
5	Carbon monoxide as CO	(mg/m^3)	IS 5182(Part 10):2019	2	0.23
6	Ozone as O ₃	($\mu\text{g}/\text{m}^3$)	IS 5182 (Part-09):2019	180	6.1
7	Ammonia as NH ₃	($\mu\text{g}/\text{m}^3$)	IS 5182 (Part 25): 2018	400	<20
8	Lead as Pb	($\mu\text{g}/\text{m}^3$)	IS 5182(Part -22):2019	1	<0.02
9	Nickel as Ni	(ng/m^3)	IS 5182(Part -22):2019	20	<2.5
10	Arsenic as As	(ng/m^3)	IS 5182(Part -22):2019	6	<1.0
11	Benzene as C ₆ H ₆	($\mu\text{g}/\text{m}^3$)	IS 5182 (Part 11):2006	5	<4
12	Benzo-a-pyrine as BaP	(ng/m^3)	IS 5182 (Part 12):2017	1	<0.5

BDL Values: SO₂< 4 $\mu\text{g}/\text{m}^3$, NO_x< 6 $\mu\text{g}/\text{m}^3$, O₃<5 $\mu\text{g}/\text{m}^3$, NH₃<20 $\mu\text{g}/\text{m}^3$, Ni<2.5 ng/m^3 , As <1.0 ng/m^3 , C₆H₆<4.0 $\mu\text{g}/\text{m}^3$, BaP<0.5 ng/m^3 , Pb<0.02 $\mu\text{g}/\text{m}^3$, CO-<0.1 mg/m^3

Remarks: The above Sample test results are within the prescribed standard for the above mentioned parameters.

TERMS AND CONDITION:-

1. The Test result is relevant only to the item tested.
2. This report shall not be reproduced in full or part without written approval of Visiontek consultancy services. (P) Ltd
3. The laboratory is not responsible for the authenticity of photocopied test report.
4. The test item will not be retained for more than 15 days from the date of issue of test report except in case as required by applicable regulations.
5. The laboratory's responsibility under this report is limited to: proven willful negligence.

*** End Report***





TEST REPORT

Test Report No: ENVLAB/25-26/TR-14398

Date: 06.11.2025

Name of the Industry	: Ferro Alloys Corporation Ltd., Charge Chrome Plant, D.P. Nagar, Randia, Bhadrak	Date of Sampling	: 31.10.2025
		Sample Received on	: 01.11.2025
Sample Description	: Ambient Air	Sampling Procedure	: VCSPL/F-SOP/001, Dt. 04.09.2021
		Sampling Location	: MRSS
Environment Condition during Sampling	: Atmospheric Temp.: 29 – 33°C Barometric Pressure : 755 mm of Hg	Instrument used for Sampling	: RDS (APM 460 BL), FPS (APM 550). VOC Sampler
Sample Condition	: Air Tight Sealed and gaseous Sample Solution Refrigerated	Sampling done by	: Asutosh Mohanty
Test Started on	: 01.11.2025	Test Completed on	: 04.11.2025

1. Chemical Testing

A. Atmospheric Pollution

Sl. No	Parameters	Unit	Test Method	National Ambient Air Quality Standard, CPCB, 18 th Nov. 2009	Analysis Result
1	Particulate matter as PM ₁₀	(µg/m ³)	IS 5182 : Part 23: 2006, RA 2017	100	56.3
2	Particulate matter as PM _{2.5}	(µg/m ³)	IS 5182 (Part 24):2019	60	32.2
3	Sulphur Oxides as SO ₂	(µg/m ³)	IS 5182 (Part 2): 2001, RA 2017	80	20.7
4	Nitrogen Oxides as NO _x	(µg/m ³)	IS 5182 (Part 6): 2006, RA 2017	80	22.2
5	Carbon monoxide as CO	(mg/m ³)	IS 5182(Part 10):2019	2	0.16
6	Ozone as O ₃	(µg/m ³)	IS 5182 (Part-09):2019	180	6.2
7	Ammonia as NH ₃	(µg/m ³)	IS 5182 (Part 25): 2018	400	<20
8	Lead as Pb	(µg/m ³)	IS 5182(Part -22):2019	1	<0.02
9	Nickel as Ni	(ng/m ³)	IS 5182(Part -22):2019	20	<2.5
10	Arsenic as As	(ng/m ³)	IS 5182(Part -22):2019	6	<1.0
11	Benzene as C ₆ H ₆	(µg/m ³)	IS 5182 (Part 11):2006	5	<4
12	Benzo-a-pyrene as BaP	(ng/m ³)	IS 5182 (Part 12):2017	1	<0.5

BDL Values: SO₂< 4 µg/m³, NO_x< 6 µg/m³, O₃<5 µg/m³, NH₃<20 µg/m³, Ni<2.5 ng/m³, As <1.0 ng/m³, C₆H₆<4.0 µg/m³, BaP<0.5 ng/m³, Pb<0.02 µg/m³, CO-<0.1 mg/m³

Remarks: The above Sample test results are within the prescribed standard for the above mentioned parameters.

TERMS AND CONDITION: -

1. The Test result is relevant only to the item tested.
2. This report shall not be reproduced in full or part without written approval of Visiontek consultancy services. (P) Ltd
3. The laboratory is not responsible for the authenticity of photocopied test report.
4. The test item will not be retained for more than 15 days from the date of issue of test report except in case as required by applicable regulations.
5. The laboratory's responsibility under this report is limited to: proven willful negligence.

*** End Report***



TEST REPORT

Test Report No: ENVLAB/25-26/TR-14399

Date: 06.11.2025

Name of the Industry	: Ferro Alloys Corporation Ltd., Charge Chrome Plant, D.P. Nagar, Randia, Bhadrak	Date of Sampling	: 31.10.2025
		Sample Received on	: 01.11.2025
Sample Description	: Ambient Air	Sampling Procedure	: VCSPL/F-SOP/001, Dt. 04.09.2021
		Sampling Location	: R & C LABORATORY
Environment Condition during Sampling	: Atmospheric Temp.: 29 – 33°C Barometric Pressure : 755 mm of Hg	Instrument used for Sampling	: RDS (APM 460 BL). FPS (APM 550), VOC Sampler
Sample Condition	: Air Tight Sealed and gaseous Sample Solution Refrigerated	Sampling done by	: Asutosh Mohanty
Test Started on	: 31.10.2025	Test Completed on	: 04.11.2025

1. Chemical Testing

A. Atmospheric Pollution

Sl. No	Parameters	Unit	Test Method	National Ambient Air Quality Standard, CPCB, 18 th Nov. 2009	Analysis Result
1	Particulate matter as PM ₁₀	(µg/m ³)	IS 5182 : Part 23: 2006, RA 2017	100	53.2
2	Particulate matter as PM _{2.5}	(µg/m ³)	IS 5182 (Part 24):2019	60	30.6
3	Sulphur Oxides as SO ₂	(µg/m ³)	IS 5182 (Part 2): 2001, RA 2017	80	20.6
4	Nitrogen Oxides as NO _x	(µg/m ³)	IS 5182 (Part 6): 2006, RA 2017	80	22.8
5	Carbon monoxide as CO	(mg/m ³)	IS 5182(Part 10):2019	2	0.13
6	Ozone as O ₃	(µg/m ³)	IS 5182 (Part-09):2019	180	6.1
7	Ammonia as NH ₃	(µg/m ³)	IS 5182 (Part 25): 2018	400	<20
8	Lead as Pb	(µg/m ³)	IS 5182(Part -22):2019	1	<0.02
9	Nickel as Ni	(ng/m ³)	IS 5182(Part -22):2019	20	<2.5
10	Arsenic as As	(ng/m ³)	IS 5182(Part -22):2019	6	<1.0
11	Benzene as C ₆ H ₆	(µg/m ³)	IS 5182 (Part 11):2006	5	<4
12	Benzo-a-pyrene as BaP	(ng/m ³)	IS 5182 (Part 12):2017	1	<0.5

BDL Values: SO₂< 4 µg/m³, NO_x< 6 µg/m³, O₃<5 µg/m³, NH₃<20 µg/m³, Ni<2.5 ng/m³, As <1.0 ng/m³, C₆H₆<4.0 µg/m³, BaP<0.5 ng/m³, Pb<0.02 µg/m³, CO<0.1 mg/m³

Remarks: The above Sample test results are within the prescribed standard for the above mentioned parameters.

TERMS AND CONDITION: -

- The Test result is relevant only to the item tested.
 - This report shall not be reproduced in full or part without written approval of Visiontek consultancy services. (P) Ltd
 - The laboratory is not responsible for the authenticity of photocopied test report.
- The test item will not be retained for more than 15 days from the date of issue of test report except in case as required by applicable regulations.
The laboratory's responsibility under this report is limited to; proven willful negligence.

*** End Report ***





Visiontek Consultancy Services Pvt. Ltd.

(Committed For Better Environment)

TEST REPORT

Test Report No: ENVLAB/25-26/TR-17278

Date: 05.12.2025

Name of the Industry	: Ferro Alloys Corporation Ltd., Charge Chrome Plant, D.P. Nagar, Randia, Bhadrak	Date of Sampling	: 13.11.2025
		Sample Received on	: 14.11.2025
Sample Description	: Ambient Air	Sampling Procedure	: VCSPL/F-SOP/001. DL 04.09.2021
		Sampling Location	: AUTO GARAGE
Environment Condition during Sampling	: Atmospheric Temp.: 29 – 33°C Barometric Pressure : 755 mm of Hg	Instrument used for Sampling	: RDS (APM 460 BL). FPS (APM 550), VOC Sampler
Sample Condition	: Air Tight Sealed and gaseous Sample Solution Refrigerated	Sampling done by	: Asutosh Mohanty
Test Started on	: 14.11.2025	Test Completed on	: 18.11.2025

1. Chemical Testing

A. Atmospheric Pollution

Sl. No	Parameters	Unit	Test Method	National Ambient Air Quality Standard, CPCB, 15 th Nov. 2009	Analysis Result
1	Particulate matter as PM ₁₀	($\mu\text{g}/\text{m}^3$)	IS 5182 : Part 23: 2006. RA 2017	100	58.6
2	Particulate matter as PM _{2.5}	($\mu\text{g}/\text{m}^3$)	IS 5182 (Part 24):2019	60	32.4
3	Sulphur Oxides as SO ₂	($\mu\text{g}/\text{m}^3$)	IS 5182 (Part 2): 2001. RA 2017	80	21.4
4	Nitrogen Oxides as NO _x	($\mu\text{g}/\text{m}^3$)	IS 5182 (Part 6): 2006. RA 2017	80	22.6
5	Carbon monoxide as CO	(mg/m^3)	IS 5182(Part 10):2019	2	0.65
6	Ozone as O ₃	($\mu\text{g}/\text{m}^3$)	IS 5182 (Part-09):2019	180	6.6
7	Ammonia as NH ₃	($\mu\text{g}/\text{m}^3$)	IS 5182 (Part 25): 2018	400	<20
8	Lead as Pb	($\mu\text{g}/\text{m}^3$)	IS 5182(Part -22):2019	1	<0.02
9	Nickel as Ni	(ng/m^3)	IS 5182(Part -22):2019	20	<2.5
10	Arsenic as As	(ng/m^3)	IS 5182(Part -22):2019	6	<1.0
11	Benzene as C ₆ H ₆	($\mu\text{g}/\text{m}^3$)	IS 5182 (Part 11):2006	5	<4
12	Benzo-a-pyrene as BaP	(ng/m^3)	IS 5182 (Part 12):2017	1	<0.5

BDL Values: SO₂< 4 $\mu\text{g}/\text{m}^3$, NO_x< 6 $\mu\text{g}/\text{m}^3$, O₃<5 $\mu\text{g}/\text{m}^3$, NH₃<20 $\mu\text{g}/\text{m}^3$, Ni<2.5 ng/m^3 , As <1.0 ng/m^3 , C₆H₆<4.0 $\mu\text{g}/\text{m}^3$, BaP<0.5 ng/m^3 , Pb<0.02 $\mu\text{g}/\text{m}^3$, CO-<0.1 mg/m^3

Remarks: The above Sample test results are within the prescribed standard for the above mentioned parameters.

TERMS AND CONDITION: -

1. The Test result is relevant only to the item tested.
2. This report shall not be reproduced in full or part without written approval of Visiontek consultancy services. (P) Ltd
3. The laboratory is not responsible for the authenticity of photocopied test report.
4. The test item will not be retained for more than 15 days from the date of issue of test report except in case as required by applicable regulations.
5. The laboratory's responsibility under this report is limited to; proven willful negligence.

*** End Report***





Visiontek Consultancy Services Pvt. Ltd.

(Committed For Better Environment)

TEST REPORT

Test Report No: ENVLAB/25-26/TR-17279

Date: 05.12.2025

Name of the Industry	: Ferro Alloys Corporation Ltd., Charge Chrome Plant, D.P. Nagar, Randia, Bhadrak	Date of Sampling	: 13.11.2025
Sample Description	: Ambient Air	Sample Received on	: 14.11.2025
		Sampling Procedure	: VCSPL/F-SOP/001. Dt. 04.09.2021
Environment Condition during Sampling	: Atmospheric Temp.: 29 – 33°C Barometric Pressure : 755 mm of Hg	Sampling Location	: MRP
		Instrument used for Sampling	: RDS (APM 460 BL), FPS (APM 550), VOC Sampler
Sample Condition	: Air Tight Sealed and gaseous Sample Solution Refrigerated	Sampling done by	: Asutosh Mohanty
Test Started on	: 14.11.2025	Test Completed on	: 18.11.2025

1. Chemical Testing

A. Atmospheric Pollution

Sl. No	Parameters	Unit	Test Method	National Ambient Air Quality Standard, CPCB, 18 th Nov. 2009	Analysis Result
1	Particulate matter as PM ₁₀	($\mu\text{g}/\text{m}^3$)	IS 5182 : Part 23; 2006. RA 2017	100	56.2
2	Particulate matter as PM _{2.5}	($\mu\text{g}/\text{m}^3$)	IS 5182 (Part 24):2019	60	31.6
3	Sulphur Oxides as SO ₂	($\mu\text{g}/\text{m}^3$)	IS 5182 (Part 2): 2001. RA 2017	80	19.2
4	Nitrogen Oxides as NO _x	($\mu\text{g}/\text{m}^3$)	IS 5182 (Part 6): 2006. RA 2017	80	21.9
5	Carbon monoxide as CO	(mg/m^3)	IS 5182(Part 10):2019	2	0.26
6	Ozone as O ₃	($\mu\text{g}/\text{m}^3$)	IS 5182 (Part-09):2019	180	6.4
7	Ammonia as NH ₃	($\mu\text{g}/\text{m}^3$)	IS 5182 (Part 25): 2018	400	<20
8	Lead as Pb	($\mu\text{g}/\text{m}^3$)	IS 5182(Part -22):2019	1	<0.02
9	Nickel as Ni	(ng/m^3)	IS 5182(Part -22):2019	20	<2.5
10	Arsenic as As	(ng/m^3)	IS 5182(Part -22):2019	6	<1.0
11	Benzene as C ₆ H ₆	($\mu\text{g}/\text{m}^3$)	IS 5182 (Part 11):2006	5	<4
12	Benzo-a-pyrene as BaP	(ng/m^3)	IS 5182 (Part 12):2017	1	<0.5

BDL Values: SO₂< 4 $\mu\text{g}/\text{m}^3$, NO_x< 6 $\mu\text{g}/\text{m}^3$, O₃<5 $\mu\text{g}/\text{m}^3$, NH₃<20 $\mu\text{g}/\text{m}^3$, Ni<2.5 ng/m^3 , As <1.0 ng/m^3 , C₆H₆<4.0 $\mu\text{g}/\text{m}^3$, BaP<0.5 ng/m^3 , Pb<0.02 $\mu\text{g}/\text{m}^3$, CO-<0.1 mg/m^3

Remarks: The above Sample test results are within the prescribed standard for the above mentioned parameters.

TERMS AND CONDITION: -

1. The Test result is relevant only to the item tested.
2. This report shall not be reproduced in full or part without written approval of Visiontek consultancy services. (P) Ltd
3. The laboratory is not responsible for the authenticity of photocopied test report.
4. The test item will not be retained for more than 15 days from the date of issue of test report except in case as required by applicable regulations.
5. The laboratory's responsibility under this report is limited to; proven willful negligence.

*** End Report***





Visiontek Consultancy Services Pvt. Ltd.

(Committed For Better Environment)

TEST REPORT

Test Report No: ENVLAB/25-26/TR-17280

Date: 05.12.2025

Name of the Industry	: Ferro Alloys Corporation Ltd., Charge Chrome Plant, D.P. Nagar, Randia, Bhadrak	Date of Sampling	: 13.11.2025
		Sample Received on	: 14.11.2025
Sample Description	: Ambient Air	Sampling Procedure	: VCSPL/F-SOP/001, Dt. 04.09.2021
		Sampling Location	: MRSS
Environment Condition during Sampling	: Atmospheric Temp.: 29 – 33°C Barometric Pressure : 755 mm of Hg	Instrument used for Sampling	: RDS (APM 460 BL), FPS (APM 550), VOC Sampler
Sample Condition	: Air Tight Sealed and gaseous Sample Solution Refrigerated	Sampling done by	: Asutosh Mohanty
Test Started on	: 14.11.2025	Test Completed on	: 18.11.2025

1. Chemical Testing

A. Atmospheric Pollution

Sl. No	Parameters	Unit	Test Method	National Ambient Air Quality Standard, CPCB, 18 th Nov. 2009	Analysis Result
1	Particulate matter as PM ₁₀	($\mu\text{g}/\text{m}^3$)	IS 5182 : Part 23: 2006, RA 2017	100	57.8
2	Particulate matter as PM _{2.5}	($\mu\text{g}/\text{m}^3$)	IS 5182 (Part 24):2019	60	33.4
3	Sulphur Oxides as SO ₂	($\mu\text{g}/\text{m}^3$)	IS 5182 (Part 2): 2001, RA 2017	80	21.8
4	Nitrogen Oxides as NO _x	($\mu\text{g}/\text{m}^3$)	IS 5182 (Part 6): 2006, RA 2017	80	22.6
5	Carbon monoxide as CO	(mg/m^3)	IS 5182(Part 10):2019	2	0.19
6	Ozone as O ₃	($\mu\text{g}/\text{m}^3$)	IS 5182 (Part-09):2019	180	6.3
7	Ammonia as NH ₃	($\mu\text{g}/\text{m}^3$)	IS 5182 (Part 25): 2018	400	<20
8	Lead as Pb	($\mu\text{g}/\text{m}^3$)	IS 5182(Part -22):2019	1	<0.02
9	Nickel as Ni	(ng/m^3)	IS 5182(Part -22):2019	20	<2.5
10	Arsenic as As	(ng/m^3)	IS 5182(Part -22):2019	6	<1.0
11	Benzene as C ₆ H ₆	($\mu\text{g}/\text{m}^3$)	IS 5182 (Part 11):2006	5	<4
12	Benzo-a-pyrine as BaP	(ng/m^3)	IS 5182 (Part 12):2017	1	<0.5

BDL Values: SO₂< 4 $\mu\text{g}/\text{m}^3$, NO_x< 6 $\mu\text{g}/\text{m}^3$, O₃<5 $\mu\text{g}/\text{m}^3$, NH₃<20 $\mu\text{g}/\text{m}^3$, Ni<2.5 ng/m^3 , As<1.0 ng/m^3 , C₆H₆<4.0 $\mu\text{g}/\text{m}^3$, BaP<0.5 ng/m^3 , Pb<0.02 $\mu\text{g}/\text{m}^3$, CO<0.1 mg/m^3

Remarks: The above Sample test results are within the prescribed standard for the above mentioned parameters.

TERMS AND CONDITION: -

1. The Test result is relevant only to the item tested.
2. This report shall not be reproduced in full or part without written approval of Visiontek consultancy services. (P) Ltd
3. The laboratory is not responsible for the authenticity of photocopied test report.
4. The test item will not be retained for more than 15 days from the date of issue of test report except in case as required by applicable regulations.
5. The laboratory's responsibility under this report is limited to: proven willful negligence.

*** End Report***





TEST REPORT

Test Report No: ENVLAB/25-26/TR-17349

Date: 07.01.2026

Name of the Industry	: Ferro Alloys Corporation Ltd., Charge Chrome Plant, D.P. Nagar, Randia, Bhadrak	Date of Sampling	: 30.12.2025
		Sample Received on	: 31.12.2025
Sample Description	: Ambient Air	Sampling Procedure	: VCSPL/F-SOP/001, Dt. 04.09.2021
		Sampling Location	: AUTO GARAGE
Environment Condition during Sampling	: Atmospheric Temp.: 29 – 33°C Barometric Pressure : 755 mm of Hg	Instrument used for Sampling	: RDS (APM 460 BL), FPS (APM 550), VOC Sampler
Sample Condition	: Air Tight Sealed and gaseous Sample Solution Refrigerated	Sampling done by	: Asutosh Mhanty
Test Started on	: 31.12.2025	Test Completed on	: 04.01.2026

1. Chemical Testing

A. Atmospheric Pollution

Sl. No	Parameters	Unit	Test Method	National Ambient Air Quality Standard, CPCB, 18 th Nov. 2009	Analysis Result
1	Particulate matter as PM ₁₀	($\mu\text{g}/\text{m}^3$)	IS 5182 : Part 23: 2006, RA 2017	100	59.2
2	Particulate matter as PM _{2.5}	($\mu\text{g}/\text{m}^3$)	IS 5182 (Part 24):2019	60	32.6
3	Sulphur Oxides as SO ₂	($\mu\text{g}/\text{m}^3$)	IS 5182 (Part 2): 2001, RA 2017	80	21.8
4	Nitrogen Oxides as NO _x	($\mu\text{g}/\text{m}^3$)	IS 5182 (Part 6): 2006, RA 2017	80	23.2
5	Carbon monoxide as CO	(mg/m^3)	IS 5182(Part 10):2019	2	0.66
6	Ozone as O ₃	($\mu\text{g}/\text{m}^3$)	IS 5182 (Part-09):2019	180	6.7
7	Ammonia as NH ₃	($\mu\text{g}/\text{m}^3$)	IS 5182 (Part 25): 2018	400	<20
8	Lead as Pb	($\mu\text{g}/\text{m}^3$)	IS 5182(Part -22):2019	1	<0.02
9	Nickel as Ni	(ng/m^3)	IS 5182(Part -22):2019	20	<2.5
10	Arsenic as As	(ng/m^3)	IS 5182(Part -22):2019	6	<1.0
11	Benzene as C ₆ H ₆	($\mu\text{g}/\text{m}^3$)	IS 5182 (Part 11):2006	5	<4
12	Benzo-a-pyrene as BaP	(ng/m^3)	IS 5182 (Part 12):2017	1	<0.5

BDL Values: SO₂< 4 $\mu\text{g}/\text{m}^3$, NO_x< 6 $\mu\text{g}/\text{m}^3$, O₃<5 $\mu\text{g}/\text{m}^3$, NH₃<20 $\mu\text{g}/\text{m}^3$, Ni<2.5 ng/m^3 , As <1.0 ng/m^3 , C₆H₆<4.0 $\mu\text{g}/\text{m}^3$, BaP<0.5 ng/m^3 , Pb<0.02 $\mu\text{g}/\text{m}^3$, CO<0.1 mg/m^3

Remarks: The above Sample test results are within the prescribed standard for the above mentioned parameters.

TERMS AND CONDITION:-

1. The Test result is relevant only to the item tested.
2. This report shall not be reproduced in full or part without written approval of Visiontek consultancy services. (P) Ltd
3. The laboratory is not responsible for the authenticity of photocopied test report.
4. The test item will not be retained for more than 15 days from the date of issue of test report except in case as required by applicable regulations.
5. The laboratory's responsibility under this report is limited to; proven willful negligence.

*** End Report***





TEST REPORT

Test Report No: ENVLAB/25-26/TR-17350

Date: 07.01.2026

Name of the Industry	: Ferro Alloys Corporation Ltd., Charge Chrome Plant, D.P. Nagar, Randia, Bhadrak	Date of Sampling	: 30.12.2025
		Sample Received on	: 31.12.2025
Sample Description	: Ambient Air	Sampling Procedure	: VCSPL/F-SOP/001, Dt. 04.09.2021
		Sampling Location	: MRP
Environment Condition during Sampling	: Atmospheric Temp.: 29 – 33°C Barometric Pressure : 755 mm of Hg	Instrument used for Sampling	: RDS (APM 460 BL), FPS (APM 550), VOC Sampler
Sample Condition	: Air Tight Sealed and gaseous Sample Solution Refrigerated	Sampling done by	: Asutosh Mohanty
Test Started on	: 31.12.2025	Test Completed on	: 04.01.2026

1. Chemical Testing

A. Atmospheric Pollution

Sl. No	Parameters	Unit	Test Method	National Ambient Air Quality Standard, CPCB, 18 th Nov. 2009	Analysis Result
1	Particulate matter as PM ₁₀	(µg/m ³)	IS 5182 : Part 23: 2006, RA 2017	100	57.3
2	Particulate matter as PM _{2.5}	(µg/m ³)	IS 5182 (Part 24):2019	60	32.2
3	Sulphur Oxides as SO ₂	(µg/m ³)	IS 5182 (Part 2): 2001, RA 2017	80	19.6
4	Nitrogen Oxides as NO _x	(µg/m ³)	IS 5182 (Part 6): 2006, RA 2017	80	22.3
5	Carbon monoxide as CO	(mg/m ³)	IS 5182(Part 10):2019	2	0.27
6	Ozone as O ₃	(µg/m ³)	IS 5182 (Part-09):2019	180	6.5
7	Ammonia as NH ₃	(µg/m ³)	IS 5182 (Part 25): 2018	400	<20
8	Lead as Pb	(µg/m ³)	IS 5182(Part -22):2019	1	<0.02
9	Nickel as Ni	(ng/m ³)	IS 5182(Part -22):2019	20	<2.5
10	Arsenic as As	(ng/m ³)	IS 5182(Part -22):2019	6	<1.0
11	Benzene as C ₆ H ₆	(µg/m ³)	IS 5182 (Part 11):2006	5	<4
12	Benzo-a-pyrene as BaP	(ng/m ³)	IS 5182 (Part 12):2017	1	<0.5

BDL Values: SO₂< 4 µg/m³, NO_x< 6 µg/m³, O₃<5 µg/m³, NH₃<20 µg/m³, Ni<2.5 ng/m³, As <1.0 ng/m³, C₆H₆<4.0 µg/m³, BaP<0.5 ng/m³, Pb<0.02 µg/m³, CO<0.1 mg/m³

Remarks: The above Sample test results are within the prescribed standard for the above mentioned parameters.

TERMS AND CONDITION:-

1. The Test result is relevant only to the item tested.
2. This report shall not be reproduced in full or part without written approval of Visiontek consultancy services. (P) Ltd
3. The laboratory is not responsible for the authenticity of photocopied test report.
4. The test item will not be retained for more than 15 days from the date of issue of test report except in case as required by applicable regulations.
5. The laboratory's responsibility under this report is limited to: proven willful negligence.

*** End Report***





TEST REPORT

Test Report No: ENVLAB/25-26/TR-17351

Date: 07.01.2026

Name of the Industry	: Ferro Alloys Corporation Ltd., Charge Chrome Plant, D.P. Nagar, Randia, Bhadrak	Date of Sampling	: 30.12.2025
Sample Description	: Ambient Air	Sample Received on	: 31.12.2025
Environment Condition during Sampling	: Atmospheric Temp.: 29 – 33°C Barometric Pressure : 755 mm of Hg	Sampling Procedure	: VCSPL/F-SOP/001, Dt. 04.09.2021
Sample Condition	: Air Tight Sealed and gaseous Sample Solution Refrigerated	Sampling Location	: MRSS
Instrument used for Sampling		Instrument used for Sampling	: RDS (APM 460 BL), FPS (APM 550), VOC Sampler
Test Started on	: 31.12.2025	Sampling done by	: Asutosh Mohanty
		Test Completed on	: 04.01.2026

1. Chemical Testing

A. Atmospheric Pollution

Sl. No	Parameters	Unit	Test Method	National Ambient Air Quality Standard, CPCB, 18 th Nov. 2009	Analysis Result
1	Particulate matter as PM ₁₀	($\mu\text{g}/\text{m}^3$)	IS 5182 : Part 23: 2006, RA 2017	100	58.4
2	Particulate matter as PM _{2.5}	($\mu\text{g}/\text{m}^3$)	IS 5182 (Part 24):2019	60	33.7
3	Sulphur Oxides as SO ₂	($\mu\text{g}/\text{m}^3$)	IS 5182 (Part 2): 2001, RA 2017	80	22.2
4	Nitrogen Oxides as NO _x	($\mu\text{g}/\text{m}^3$)	IS 5182 (Part 6): 2006, RA 2017	80	23.4
5	Carbon monoxide as CO	(mg/m^3)	IS 5182(Part 10):2019	2	0.21
6	Ozone as O ₃	($\mu\text{g}/\text{m}^3$)	IS 5182 (Part-09):2019	180	6.5
7	Ammonia as NH ₃	($\mu\text{g}/\text{m}^3$)	IS 5182 (Part 25): 2018	400	<20
8	Lead as Pb	($\mu\text{g}/\text{m}^3$)	IS 5182(Part -22):2019	1	<0.02
9	Nickel as Ni	(ng/m^3)	IS 5182(Part -22):2019	20	<2.5
10	Arsenic as As	(ng/m^3)	IS 5182(Part -22):2019	6	<1.0
11	Benzene as C ₆ H ₆	($\mu\text{g}/\text{m}^3$)	IS 5182 (Part 11):2006	5	<4
12	Benzo-a-pyrene as BaP	(ng/m^3)	IS 5182 (Part 12):2017	1	<0.5

BDL Values: SO₂< 4 $\mu\text{g}/\text{m}^3$, NO_x< 6 $\mu\text{g}/\text{m}^3$, O₃<5 $\mu\text{g}/\text{m}^3$, NH₃<20 $\mu\text{g}/\text{m}^3$, Ni<2.5 ng/m^3 , As <1.0 ng/m^3 , C₆H₆<4.0 $\mu\text{g}/\text{m}^3$, BaP<0.5 ng/m^3 , Pb<0.02 $\mu\text{g}/\text{m}^3$, CO-<0.1 mg/m^3

Remarks: The above Sample test results are within the prescribed standard for the above mentioned parameters.

TERMS AND CONDITION:-

1. The Test result is relevant only to the item tested.
2. This report shall not be reproduced in full or part without written approval of Visiontek consultancy services. (P) Ltd
3. The laboratory is not responsible for the authenticity of photocopied test report.
4. The test item will not be retained for more than 15 days from the date of issue of test report except in case as required by applicable regulations.
5. The laboratory's responsibility under this report is limited to: proven willful negligence.

*** End Report***





TEST REPORT

Test Report No: ENVLAB/25-26/TR-17352

Date: 07.01.2026

Name of the Industry	: Ferro Alloys Corporation Ltd., Charge Chrome Plant, D.P. Nagar, Randia, Bhadrak	Date of Sampling	: 30.12.2025
Sample Description	: Ambient Air	Sample Received on	: 31.12.2025
		Sampling Procedure	: VCSPL/F-SOP/001, DI. 04.09.2021
Environment Condition during Sampling	: Atmospheric Temp.: 29 – 33°C Barometric Pressure : 755 mm of Hg	Sampling Location	: R & C LABORATORY
		Instrument used for Sampling	: RDS (APM 460 BL), FPS (APM 550), VOC Sampler
Sample Condition	: Air Tight Sealed and gaseous Sample Solution Refrigerated	Sampling done by	: Asutosh Mohanty
Test Started on	: 31.12.2025	Test Completed on	: 04.01.2026

1. Chemical Testing

A. Atmospheric Pollution

Sl. No	Parameters	Unit	Test Method	National Ambient Air Quality Standard, CPCB, 18 th Nov. 2009	Analysis Result
1	Particulate matter as PM ₁₀	(µg/m ³)	IS 5182 : Part 23: 2006, RA 2017	100	55.2
2	Particulate matter as PM _{2.5}	(µg/m ³)	IS 5182 (Part 24):2019	60	31.6
3	Sulphur Oxides as SO ₂	(µg/m ³)	IS 5182 (Part 2): 2001, RA 2017	80	21.8
4	Nitrogen Oxides as NO _x	(µg/m ³)	IS 5182 (Part 6): 2006, RA 2017	80	23.4
5	Carbon monoxide as CO	(mg/m ³)	IS 5182(Part 10):2019	2	0.16
6	Ozone as O ₃	(µg/m ³)	IS 5182 (Part-09):2019	180	6.4
7	Ammonia as NH ₃	(µg/m ³)	IS 5182 (Part 25): 2018	400	<20
8	Lead as Pb	(µg/m ³)	IS 5182(Part -22):2019	1	<0.02
9	Nickel as Ni	(ng/m ³)	IS 5182(Part -22):2019	20	<2.5
10	Arsenic as As	(ng/m ³)	IS 5182(Part -22):2019	6	<1.0
11	Benzene as C ₆ H ₆	(µg/m ³)	IS 5182 (Part 11):2006	5	<4
12	Benzo-a-pyrine as BaP	(ng/m ³)	IS 5182 (Part 12):2017	1	<0.5

BDL Values: SO₂< 4 µg/m³, NO_x< 6 µg/m³, O₃<5 µg/m³, NH₃<20 µg/m³, Ni<2.5 ng/m³, As <1.0 ng/m³, C₆H₆<4.0 µg/m³, BaP<0.5 ng/m³, Pb<0.02 µg/m³, CO<0.1 mg/m³

Remarks: The above Sample test results are within the prescribed standard for the above mentioned parameters.

TERMS AND CONDITION: -

1. The Test result is relevant only to the item tested.
2. This report shall not be reproduced in full or part without written approval of Visiontek consultancy services. (P) Ltd
3. The laboratory is not responsible for the authenticity of photocopied test report.
4. The test item will not be retained for more than 15 days from the date of issue of test report except in case as required by applicable regulations.
5. The laboratory's responsibility under this report is limited to: proven willful negligence.

*** End Report***





TEST REPORT

Test Report No: ENVLAB/25-26/TR-20675

Date: 05.02.2026

Name of the Industry	: Ferro Alloys Corporation Ltd., Charge Chrome Plant, D.P. Nagar, Randia, Bhadrak	Date of Sampling	: 29.01.2026
		Sample Received on	: 30.01.2026
Sample Description	: Ambient Air	Sampling Procedure	: VCSPL/F-SOP/001, Dt. 04.09.2021
		Sampling Location	: AUTO GARAGE
Environment Condition during Sampling	: Atmospheric Temp.: 29 – 33°C Barometric Pressure : 755 mm of Hg	Instrument used for Sampling	: RDS (APM 460 BL), FPS (APM 550), VOC Sampler
Sample Condition	: Air Tight Sealed and gaseous Sample Solution Refrigerated	Sampling done by	: Asutosh Muhanty
Test Started on	: 31.01.2026	Test Completed on	: 04.02.2026

1. Chemical Testing

A. Atmospheric Pollution

Sl. No	Parameters	Unit	Test Method	National Ambient Air Quality Standard, CPCB, 18 th Nov. 2009	Analysis Result
1	Particulate matter as PM ₁₀	($\mu\text{g}/\text{m}^3$)	IS 5182 : Part 23: 2006, RA 2017	100	58.8
2	Particulate matter as PM _{2.5}	($\mu\text{g}/\text{m}^3$)	IS 5182 (Part 24):2019	60	32.2
3	Sulphur Oxides as SO ₂	($\mu\text{g}/\text{m}^3$)	IS 5182 (Part 2): 2001, RA 2017	80	20.9
4	Nitrogen Oxides as NO _x	($\mu\text{g}/\text{m}^3$)	IS 5182 (Part 6): 2006, RA 2017	80	22.6
5	Carbon monoxide as CO	(mg/m^3)	IS 5182(Part 10):2019	2	0.67
6	Ozone as O ₃	($\mu\text{g}/\text{m}^3$)	IS 5182 (Part-09):2019	180	6.8
7	Ammonia as NH ₃	($\mu\text{g}/\text{m}^3$)	IS 5182 (Part 25): 2018	400	<20
8	Lead as Pb	($\mu\text{g}/\text{m}^3$)	IS 5182(Part -22):2019	1	<0.02
9	Nickel as Ni	(ng/m^3)	IS 5182(Part -22):2019	20	<2.5
10	Arsenic as As	(ng/m^3)	IS 5182(Part -22):2019	6	<1.0
11	Benzene as C ₆ H ₆	($\mu\text{g}/\text{m}^3$)	IS 5182 (Part 11):2006	5	<4
12	Benzo-a-pyrene as BaP	(ng/m^3)	IS 5182 (Part 12):2017	1	<0.5

BDL Values: SO₂< 4 $\mu\text{g}/\text{m}^3$, NO_x< 6 $\mu\text{g}/\text{m}^3$, O₃<5 $\mu\text{g}/\text{m}^3$, NH₃<20 $\mu\text{g}/\text{m}^3$, Ni<2.5 ng/m^3 , As <1.0 ng/m^3 , C₆H₆<4.0 $\mu\text{g}/\text{m}^3$, BaP<0.5 ng/m^3 , Pb<0.02 $\mu\text{g}/\text{m}^3$, CO-<0.1 mg/m^3

Remarks: The above Sample test results are within the prescribed standard for the above mentioned parameters.

TERMS AND CONDITION: -

- The Test result is relevant only to the item tested.
- This report shall not be reproduced in full or part without written approval of Visiontek consultancy services. (P) Ltd
- The laboratory is not responsible for the authenticity of photocopied test report.
- The test item will not be retained for more than 15 days from the date of issue of test report except in case as required by applicable regulations.
- The laboratory's responsibility under this report is limited to; proven willful negligence.

*** End Report***





TEST REPORT

Test Report No: ENVLAB/25-26/TR-20676

Date: 05.02.2026

Name of the Industry	: Ferro Alloys Corporation Ltd., Charge Chrome Plant, D.P. Nagar, Randia, Bhadrak	Date of Sampling	: 29.01.2026
		Sample Received on	: 30.01.2026
Sample Description	: Ambient Air	Sampling Procedure	: VCSPL/F-SOP/001, Dt. 04.09.2021
		Sampling Location	: MRP
Environment Condition during Sampling	: Atmospheric Temp.: 29 – 33°C Barometric Pressure : 755 mm of Hg	Instrument used for Sampling	: RDS (APM 460 BL), FPS (APM 550), VOC Sampler
Sample Condition	: Air Tight Sealed and gaseous Sample Solution Refrigerated	Sampling done by	: Asutosh Mohanty
Test Started on	: 31.01.2026	Test Completed on	: 04.02.2026

1. Chemical Testing

A. Atmospheric Pollution

Sl. No	Parameters	Unit	Test Method	National Ambient Air Quality Standard, CPCB, 18 th Nov. 2009	Analysis Result
1	Particulate matter as PM ₁₀	(µg/m ³)	IS 5182 : Part 23: 2006, RA 2017	100	56.6
2	Particulate matter as PM _{2.5}	(µg/m ³)	IS 5182 (Part 24):2019	60	31.6
3	Sulphur Oxides as SO ₂	(µg/m ³)	IS 5182 (Part 2): 2001, RA 2017	80	18.8
4	Nitrogen Oxides as NO _x	(µg/m ³)	IS 5182 (Part 6): 2006, RA 2017	80	21.4
5	Carbon monoxide as CO	(mg/m ³)	IS 5182(Part 10):2019	2	0.28
6	Ozone as O ₃	(µg/m ³)	IS 5182 (Part-09):2019	180	6.6
7	Ammonia as NH ₃	(µg/m ³)	IS 5182 (Part 25): 2018	400	<20
8	Lead as Pb	(µg/m ³)	IS 5182(Part -22):2019	1	<0.02
9	Nickel as Ni	(ng/m ³)	IS 5182(Part -22):2019	20	<2.5
10	Arsenic as As	(ng/m ³)	IS 5182(Part -22):2019	6	<1.0
11	Benzene as C ₆ H ₆	(µg/m ³)	IS 5182 (Part 11):2006	5	<4
12	Benzo-a-pyrene as BaP	(ng/m ³)	IS 5182 (Part 12):2017	1	<0.5

BDL Values: SO₂< 4 µg/m³, NO_x< 6 µg/m³, O₃<5 µg/m³, NH₃<20 µg/m³, Ni<2.5 ng/m³, As <1.0 ng/m³, C₆H₆<4.0 µg/m³, BaP<0.5 ng/m³, Pb<0.02 µg/m³, CO<0.1 mg/m³

Remarks: The above Sample test results are within the prescribed standard for the above mentioned parameters.

TERMS AND CONDITION: -

1. The Test result is relevant only to the item tested.
2. This report shall not be reproduced in full or part without written approval of Visiontek consultancy services. (P) Ltd
3. The laboratory is not responsible for the authenticity of photocopied test report.
4. The test item will not be retained for more than 15 days from the date of issue of test report except in case as required by applicable regulations.
5. The laboratory's responsibility under this report is limited to: proven willful negligence.

*** End Report***

Reviewed by



Approved by





TEST REPORT

Test Report No: ENVLAB/25-26/TR-20677

Date: 05.02.2026

Name of the Industry	: Ferro Alloys Corporation Ltd., Charge Chrome Plant, D.P. Nagar, Randia, Bhadrak	Date of Sampling	: 29.01.2026
		Sample Received on	: 30.01.2026
Sample Description	: Ambient Air	Sampling Procedure	: VCSPL/E-SOP/001, Dt. 04.09.2021
		Sampling Location	: MRSS
Environment Condition during Sampling	: Atmospheric Temp.: 29 – 33°C Barometric Pressure : 755 mm of Hg	Instrument used for Sampling	: RDS (APM 460 BL), FPS (APM 550), VOC Sampler
Sample Condition	: Air Tight Sealed and gaseous Sample Solution Refrigerated	Sampling done by	: Asutosh Mohanty
Test Started on	: 31.01.2026	Test Completed on	: 04.02.2026

1. Chemical Testing

A. Atmospheric Pollution

Sl. No	Parameters	Unit	Test Method	National Ambient Air Quality Standard, CPCB, 18 th Nov. 2009	Analysis Result
1	Particulate matter as PM ₁₀	($\mu\text{g}/\text{m}^3$)	IS 5182 : Part 23, 2006, RA 2017	100	57.2
2	Particulate matter as PM _{2.5}	($\mu\text{g}/\text{m}^3$)	IS 5182 (Part 24):2019	60	32.8
3	Sulphur Oxides as SO ₂	($\mu\text{g}/\text{m}^3$)	IS 5182 (Part 2): 2001, RA 2017	80	21.9
4	Nitrogen Oxides as NO _x	($\mu\text{g}/\text{m}^3$)	IS 5182 (Part 6): 2006, RA 2017	80	22.8
5	Carbon monoxide as CO	(mg/m^3)	IS 5182(Part 10):2019	2	0.24
6	Ozone as O ₃	($\mu\text{g}/\text{m}^3$)	IS 5182 (Part-09):2019	180	6.4
7	Ammonia as NH ₃	($\mu\text{g}/\text{m}^3$)	IS 5182 (Part 25): 2018	400	<20
8	Lead as Pb	($\mu\text{g}/\text{m}^3$)	IS 5182(Part -22):2019	1	<0.02
9	Nickel as Ni	(ng/m^3)	IS 5182(Part -22):2019	20	<2.5
10	Arsenic as As	(ng/m^3)	IS 5182(Part -22):2019	6	<1.0
11	Benzene as C ₆ H ₆	($\mu\text{g}/\text{m}^3$)	IS 5182 (Part 11):2006	5	<4
12	Benzo-a-pyrene as BaP	(ng/m^3)	IS 5182 (Part 12):2017	1	<0.5

BDL Values: SO₂< 4 $\mu\text{g}/\text{m}^3$, NO_x< 6 $\mu\text{g}/\text{m}^3$, O₃<5 $\mu\text{g}/\text{m}^3$, NH₃<20 $\mu\text{g}/\text{m}^3$, Ni<2.5 ng/m^3 , As <1.0 ng/m^3 , C₆H₆<4.0 $\mu\text{g}/\text{m}^3$, BaP<0.5 ng/m^3 , Pb<0.02 $\mu\text{g}/\text{m}^3$, CO<0.1 mg/m^3

Remarks: The above Sample test results are within the prescribed standard for the above mentioned parameters.

TERMS AND CONDITION: -

1. The Test result is relevant only to the item tested.
2. This report shall not be reproduced in full or part without written approval of Visiontek consultancy services. (P) Ltd
3. The laboratory is not responsible for the authenticity of photocopied test report.
4. The test item will not be retained for more than 15 days from the date of issue of test report except in case as required by applicable regulations.
5. The laboratory's responsibility under this report is limited to: proven willful negligence.

*** End Report***





TEST REPORT

Test Report No: ENVLAB/25-26/TR-20678

Date: 05.02.2026

Name of the Industry	: Ferro Alloys Corporation Ltd., Charge Chrome Plant, D.P. Nagar, Randia, Bhadrak	Date of Sampling	: 29.01.2026
		Sample Received on	: 30.01.2026
Sample Description	: Ambient Air	Sampling Procedure	: VCSPL/F-SOP/001, Dt. 04.09.2021
		Sampling Location	: R & C LABORATORY
Environment Condition during Sampling	: Atmospheric Temp.: 29 – 33°C Barometric Pressure . 755 mm of Hg	Instrument used for Sampling	: RDS (APM 460 BL), FPS (APM 550), VOC Sampler
Sample Condition	: Air Tight Sealed and gaseous Sample Solution Refrigerated	Sampling done by	: Asutosh Mohanty
Test Started on	: 31.01.2026	Test Completed on	: 04.02.2026

I. Chemical Testing

A. Atmospheric Pollution

Sl. No	Parameters	Unit	Test Method	National Ambient Air Quality Standard, CPCB, 18 th Nov. 2009	Analysis Result
1	Particulate matter as PM ₁₀	(µg/m ³)	IS 5182 : Part 23: 2006, RA 2017	100	55.8
2	Particulate matter as PM _{2.5}	(µg/m ³)	IS 5182 (Part 24):2019	60	30.6
3	Sulphur Oxides as SO ₂	(µg/m ³)	IS 5182 (Part 2): 2001, RA. 2017	80	21.4
4	Nitrogen Oxides as NO _x	(µg/m ³)	IS 5182 (Part 6): 2006, RA. 2017	80	22.6
5	Carbon monoxide as CO	(mg/m ³)	IS 5182(Part 10):2019	2	0.18
6	Ozone as O ₃	(µg/m ³)	IS 5182 (Part-09):2019	180	6.5
7	Ammonia as NH ₃	(µg/m ³)	IS 5182 (Part 25): 2018	400	<20
8	Lead as Pb	(µg/m ³)	IS 5182(Part -22):2019	1	<0.02
9	Nickel as Ni	(ng/m ³)	IS 5182(Part -22):2019	20	<2.5
10	Arsenic as As	(ng/m ³)	IS 5182(Part -22):2019	6	<1.0
11	Benzene as C ₆ H ₆	(µg/m ³)	IS 5182 (Part 11):2006	5	<4
12	Benzo-a-pyrene as BaP	(ng/m ³)	IS 5182 (Part 12):2017	1	<0.5

BDL Values: SO₂< 4 µg/m³, NO_x< 6 µg/m³, O₃<5 µg/m³, NH₃<20 µg/m³, Ni<2.5 ng/m³, As <1.0 ng/m³, C₆H₆<4.0 µg/m³, BaP<0.5 ng/m³, Pb<0.02 µg/m³, CO<0.1 mg/m³

Remarks: The above Sample test results are within the prescribed standard for the above mentioned parameters.

TERMS AND CONDITION:-

- The Test result is relevant only to the item tested.
- This report shall not be reproduced in full or part without written approval of Visiontek consultancy services. (P) Ltd
- The laboratory is not responsible for the authenticity of photocopied test report.
- The test item will not be retained for more than 15 days from the date of issue of test report except in case as required by applicable regulations.
- The laboratory's responsibility under this report is limited to: proven willful negligence.

*** End Report***





TEST REPORT

Test Report No: ENVLAB/25-26/TR-21946

Date: 06.03.2026

Name of the Industry	: Ferro Alloys Corporation Ltd., Charge Chrome Plant, D.P. Nagar, Randia, Bhadrak	Date of Sampling	: 24.02.2026
		Sample Received on	: 25.02.2026
Sample Description	: Ambient Air	Sampling Procedure	: VCSPL/F-SOP/001, Dt. 04.09.2021
		Sampling Location	: AUTO GARAGE
Environment Condition during Sampling	: Atmospheric Temp.: 29 – 33°C Barometric Pressure : 755 mm of Hg	Instrument used for Sampling	: RDS (APM 460 BL). FPS (APM 550), VOC Sampler
Sample Condition	: Air Tight Sealed and gaseous Sample Solution Refrigerated	Sampling done by	: Asutosh Mohanty
Test Started on	: 25.02.2026	Test Completed on	: 02.03.2026

1. Chemical Testing

A. Atmospheric Pollution

Sl. No	Parameters	Unit	Test Method	National Ambient Air Quality Standard, CPCB, 18 th Nov. 2009	Analysis Result
1	Particulate matter as PM ₁₀	($\mu\text{g}/\text{m}^3$)	IS 5182 : Part 23: 2006, RA 2017	100	56.8
2	Particulate matter as PM _{2.5}	($\mu\text{g}/\text{m}^3$)	IS 5182 (Part 24):2019	60	31.4
3	Sulphur Oxides as SO ₂	($\mu\text{g}/\text{m}^3$)	IS 5182 (Part 2): 2001, RA 2017	80	20.4
4	Nitrogen Oxides as NO _x	($\mu\text{g}/\text{m}^3$)	IS 5182 (Part 6): 2006, RA 2017	80	21.8
5	Carbon monoxide as CO	(mg/m^3)	IS 5182(Part 10):2019	2	0.65
6	Ozone as O ₃	($\mu\text{g}/\text{m}^3$)	IS 5182 (Part-09):2019	180	6.5
7	Ammonia as NH ₃	($\mu\text{g}/\text{m}^3$)	IS 5182 (Part 25): 2018	400	<20
8	Lead as Pb	($\mu\text{g}/\text{m}^3$)	IS 5182(Part -22):2019	1	<0.02
9	Nickel as Ni	(ng/m^3)	IS 5182(Part -22):2019	20	<2.5
10	Arsenic as As	(ng/m^3)	IS 5182(Part -22):2019	6	<1.0
11	Benzene as C ₆ H ₆	($\mu\text{g}/\text{m}^3$)	IS 5182 (Part 11):2006	5	<4
12	Benzo-a-pyrine as BaP	(ng/m^3)	IS 5182 (Part 12):2017	1	<0.5

BDL Values: SO₂< 4 $\mu\text{g}/\text{m}^3$, NO_x< 6 $\mu\text{g}/\text{m}^3$, O₃<5 $\mu\text{g}/\text{m}^3$, NH₃<20 $\mu\text{g}/\text{m}^3$, Ni<2.5 ng/m^3 , As <1.0 ng/m^3 , C₆H₆<4.0 $\mu\text{g}/\text{m}^3$, BaP<0.5 ng/m^3 , Pb<0.02 $\mu\text{g}/\text{m}^3$, CO<0.1 mg/m^3

Remarks: The above Sample test results are within the prescribed standard for the above mentioned parameters.

TERMS AND CONDITION: -

1. The Test result is relevant only to the item tested.
2. This report shall not be reproduced in full or part without written approval of Visiontek consultancy services. (P) Ltd
3. The laboratory is not responsible for the authenticity of photocopied test report.
4. The test item will not be retained for more than 15 days from the date of issue of test report except in case as required by applicable regulations.
5. The laboratory's responsibility under this report is limited to: proven willful negligence.

*** End Report***





TEST REPORT

Test Report No: ENVLAB/25-26/TR-21947

Date: 06.03.2026

Name of the Industry	: Ferro Alloys Corporation Ltd., Charge Chrome Plant, D.P. Nagar, Randia, Bhadrak	Date of Sampling	: 24.02.2026
		Sample Received on	: 25.02.2026
Sample Description	: Ambient Air	Sampling Procedure	: VCSPL/F-SOP/001, Dt. 04.09.2021
		Sampling Location	: MRP
Environment Condition during Sampling	: Atmospheric Temp.: 29 – 33°C Barometric Pressure : 755 mm of Hg	Instrument used for Sampling	: RDS (APM 460 BL). FPS (APM 550), VOC Sampler
Sample Condition	: Air Tight Sealed and gaseous Sample Solution Refrigerated	Sampling done by	: Asutosh Mohanty
Test Started on	: 25.02.2026	Test Completed on	: 02.03.2026

1. Chemical Testing

A. Atmospheric Pollution

Sl. No	Parameters	Unit	Test Method	National Ambient Air Quality Standard, CPCB, 18 th Nov. 2009	Analysis Result
1	Particulate matter as PM ₁₀	($\mu\text{g}/\text{m}^3$)	IS 5182 : Part 23: 2006, RA 2017	100	55.4
2	Particulate matter as PM _{2.5}	($\mu\text{g}/\text{m}^3$)	IS 5182 (Part 24):2019	60	30.8
3	Sulphur Oxides as SO ₂	($\mu\text{g}/\text{m}^3$)	IS 5182 (Part 2): 2001, RA 2017	80	17.9
4	Nitrogen Oxides as NO _x	($\mu\text{g}/\text{m}^3$)	IS 5182 (Part 6): 2006, RA 2017	80	20.8
5	Carbon monoxide as CO	(mg/m^3)	IS 5182(Part 10):2019	2	0.27
6	Ozone as O ₃	($\mu\text{g}/\text{m}^3$)	IS 5182 (Part-09):2019	180	6.4
7	Ammonia as NH ₃	($\mu\text{g}/\text{m}^3$)	IS 5182 (Part 25): 2018	400	<20
8	Lead as Pb	($\mu\text{g}/\text{m}^3$)	IS 5182(Part -22):2019	1	<0.02
9	Nickel as Ni	(ng/m^3)	IS 5182(Part -22):2019	20	<2.5
10	Arsenic as As	(ng/m^3)	IS 5182(Part -22):2019	6	<1.0
11	Benzene as C ₆ H ₆	($\mu\text{g}/\text{m}^3$)	IS 5182 (Part 11):2006	5	<4
12	Benzo-a-pyrene as BaP	(ng/m^3)	IS 5182 (Part 12):2017	1	<0.5

BDL Values: SO₂< 4 $\mu\text{g}/\text{m}^3$, NO_x< 6 $\mu\text{g}/\text{m}^3$, O₃<5 $\mu\text{g}/\text{m}^3$, NH₃<20 $\mu\text{g}/\text{m}^3$, Ni<2.5 ng/m^3 , As <1.0 ng/m^3 , C₆H₆<4.0 $\mu\text{g}/\text{m}^3$, BaP<0.5 ng/m^3 , Pb<0.02 $\mu\text{g}/\text{m}^3$, CO<0.1 mg/m^3

Remarks: The above Sample test results are within the prescribed standard for the above mentioned parameters.

TERMS AND CONDITION: -

1. The Test result is relevant only to the item tested.
2. This report shall not be reproduced in full or part without written approval of Visiontek consultancy services. (P) Ltd
3. The laboratory is not responsible for the authenticity of photocopied test report.
4. The test item will not be retained for more than 15 days from the date of issue of test report except in case as required by applicable regulations.
5. The laboratory's responsibility under this report is limited to; proven wilful negligence.

*** End Report***

Reviewed by



Approved by





TEST REPORT

Test Report No: ENVLAB/25-26/TR-21948

Date: 06.03.2026

Name of the Industry	: Ferro Alloys Corporation Ltd., Charge Chrome Plant, D.P. Nagar, Randia, Bhadrak	Date of Sampling	: 24.02.2026
		Sample Received on	: 25.02.2026
Sample Description	: Ambient Air	Sampling Procedure	: VCSPL/F-SOP/001, Dt. 04.09.2021
		Sampling Location	: MRSS
Environment Condition during Sampling	: Atmospheric Temp.: 29 – 33°C Barometric Pressure : 755 mm of Hg	Instrument used for Sampling	: RDS (APM 460 BL), FPS (APM 550), VOC Sampler
Sample Condition	: Air Tight Sealed and gaseous Sample Solution Refrigerated	Sampling done by	: Asutosh Mohanty
Test Started on	: 25.02.2026	Test Completed on	: 02.03.2026

1. Chemical Testing

A. Atmospheric Pollution

Sl. No	Parameters	Unit	Test Method	National Ambient Air Quality Standard, CPCB, 18 th Nov. 2009	Analysis Result
1	Particulate matter as PM ₁₀	($\mu\text{g}/\text{m}^3$)	IS 5182 : Part 23: 2006, RA 2017	100	56.6
2	Particulate matter as PM _{2.5}	($\mu\text{g}/\text{m}^3$)	IS 5182 (Part 24):2019	60	31.9
3	Sulphur Oxides as SO ₂	($\mu\text{g}/\text{m}^3$)	IS 5182 (Part 2): 2001, RA 2017	80	20.6
4	Nitrogen Oxides as NO _x	($\mu\text{g}/\text{m}^3$)	IS 5182 (Part 6): 2006, RA 2017	80	21.8
5	Carbon monoxide as CO	(mg/m^3)	IS 5182(Part 10):2019	2	0.25
6	Ozone as O ₃	($\mu\text{g}/\text{m}^3$)	IS 5182 (Part-09):2019	180	6.5
7	Ammonia as NH ₃	($\mu\text{g}/\text{m}^3$)	IS 5182 (Part 25): 2018	400	<20
8	Lead as Pb	($\mu\text{g}/\text{m}^3$)	IS 5182(Part -22):2019	1	<0.02
9	Nickel as Ni	(ng/m^3)	IS 5182(Part -22):2019	20	<2.5
10	Arsenic as As	(ng/m^3)	IS 5182(Part -22):2019	6	<1.0
11	Benzene as C ₆ H ₆	($\mu\text{g}/\text{m}^3$)	IS 5182 (Part 11):2006	5	<4
12	Benzo-a-pyrene as BaP	(ng/m^3)	IS 5182 (Part 12):2017	1	<0.5

BDL Values: SO₂< 4 $\mu\text{g}/\text{m}^3$, NO_x< 6 $\mu\text{g}/\text{m}^3$, O₃<5 $\mu\text{g}/\text{m}^3$, NH₃<20 $\mu\text{g}/\text{m}^3$, Ni<2.5 ng/m^3 , As <1.0 ng/m^3 , C₆H₆<4.0 $\mu\text{g}/\text{m}^3$, BaP<0.5 ng/m^3 , Pb<0.02 $\mu\text{g}/\text{m}^3$, CO<0.1 mg/m^3

Remarks: The above Sample test results are within the prescribed standard for the above mentioned parameters.

TERMS AND CONDITION: -

1. The Test result is relevant only to the item tested.
2. This report shall not be reproduced in full or part without written approval of Visiontek consultancy services. (P) Ltd
3. The laboratory is not responsible for the authenticity of photocopied test report.
4. The test item will not be retained for more than 15 days from the date of issue of test report except in case as required by applicable regulations.
5. The laboratory's responsibility under this report is limited to; proven willful negligence.

*** End Report***





TEST REPORT

Test Report No: ENVLAB/25-26/TR-21949

Date: 06.03.2026

Name of the Industry	: Ferro Alloys Corporation Ltd., Charge Chrome Plant, D.P. Nagar, Randia, Bhadrak	Date of Sampling	: 24.02.2026
		Sample Received on	: 25.02.2026
Sample Description	: Ambient Air	Sampling Procedure	: VCSPL/F-SOP/001, Dt. 04.09.2021
		Sampling Location	: R & C LABORATORY
Environment Condition during Sampling	: Atmospheric Temp.: 29 – 33°C Barometric Pressure : 755 mm of Hg	Instrument used for Sampling	: RDS (APM 460 BL). FPS (APM 550). VOC Sampler
Sample Condition	: Air Tight Sealed and gaseous Sample Solution Refrigerated	Sampling done by	: Asutosh Mohanty
Test Started on	: 25.02.2026	Test Completed on	: 02.03.2026

1. Chemical Testing

A. Atmospheric Pollution

Sl. No	Parameters	Unit	Test Method	National Ambient Air Quality Standard, CPCB, 18 th Nov. 2009	Analysis Result
1	Particulate matter as PM ₁₀	($\mu\text{g}/\text{m}^3$)	IS 5182 : Part 23: 2006, RA 2017	100	• 54.6
2	Particulate matter as PM _{2.5}	($\mu\text{g}/\text{m}^3$)	IS 5182 (Part 24):2019	60	• 30.2
3	Sulphur Oxides as SO ₂	($\mu\text{g}/\text{m}^3$)	IS 5182 (Part 2): 2001, RA 2017	80	• 20.6
4	Nitrogen Oxides as NO _x	($\mu\text{g}/\text{m}^3$)	IS 5182 (Part 6): 2006, RA 2017	80	• 21.8
5	Carbon monoxide as CO	(mg/m^3)	IS 5182(Part 10):2019	2	0.19
6	Ozone as O ₃	($\mu\text{g}/\text{m}^3$)	IS 5182 (Part-09):2019	180	6.4
7	Ammonia as NH ₃	($\mu\text{g}/\text{m}^3$)	IS 5182 (Part 25): 2018	400	<20
8	Lead as Pb	($\mu\text{g}/\text{m}^3$)	IS 5182(Part -22):2019	1	<0.02
9	Nickel as Ni	(ng/m^3)	IS 5182(Part -22):2019	20	<2.5
10	Arsenic as As	(ng/m^3)	IS 5182(Part -22):2019	6	<1.0
11	Benzene as C ₆ H ₆	($\mu\text{g}/\text{m}^3$)	IS 5182 (Part 11):2006	5	<4
12	Benzo-a-pyrene as BaP	(ng/m^3)	IS 5182 (Part 12):2017	1	<0.5

BDL Values: SO₂< 4 $\mu\text{g}/\text{m}^3$, NO_x< 6 $\mu\text{g}/\text{m}^3$, O₃<5 $\mu\text{g}/\text{m}^3$, NH₃<20 $\mu\text{g}/\text{m}^3$, Ni<2.5 ng/m^3 , As <1.0 ng/m^3 , C₆H₆<4.0 $\mu\text{g}/\text{m}^3$, BaP<0.5 ng/m^3 , Pb<0.02 $\mu\text{g}/\text{m}^3$, CO<0.1 mg/m^3

Remarks: The above Sample test results are within the prescribed standard for the above mentioned parameters.

TERMS AND CONDITION:-

1. The Test result is relevant only to the item tested.
2. This report shall not be reproduced in full or part without written approval of Visiontek consultancy services. (P) Ltd
3. The laboratory is not responsible for the authenticity of photocopied test report.
4. The test item will not be retained for more than 15 days from the date of issue of test report except in case as required by applicable regulations.
5. The laboratory's responsibility under this report is limited to; proven willful negligence.

*** End Report***

Reviewed by



Approved by





TEST REPORT

Test Report No: ENVLAB/25-26/TR-00377

Date: 06.04.2026

Name of the Industry	: Ferro Alloys Corporation Ltd., Charge Chrome Plant, D.P. Nagar, Randia, Bhadrak	Date of Sampling	: 25.03.2026
Sample Description	: Ambient Air	Sample Received on	: 26.03.2026
		Sampling Procedure	: VCSPL/F-SOP/001. Dt. 04.09.2021
Environment Condition during Sampling	: Atmospheric Temp.: 29 – 33°C Barometric Pressure : 755 mm of Hg	Sampling Location	: AUTO GARAGE
		Instrument used for Sampling	: RDS (APM 460 BL), FPS (APM 550), VOC Sampler
Sample Condition	: Air Tight Sealed and gaseous Sample Solution Refrigerated	Sampling done by	: Asutosh Mohanty
Test Started on	: 27.03.2026	Test Completed on	: 30.03.2026

1. Chemical Testing

A. Atmospheric Pollution

Sl. No	Parameters	Unit	Test Method	National Ambient Air Quality Standard, CPCB, 18 th Nov. 2009	Analysis Result
1	Particulate matter as PM ₁₀	(µg/m ³)	IS 5182 : Part 23; 2006, RA 2017	100	57.2
2	Particulate matter as PM _{2.5}	(µg/m ³)	IS 5182 (Part 24):2019	60	31.8
3	Sulphur Oxides as SO ₂	(µg/m ³)	IS 5182 (Part 2): 2001, RA 2017	80	21.2
4	Nitrogen Oxides as NO _x	(µg/m ³)	IS 5182 (Part 6): 2006, RA 2017	80	23.4
5	Carbon monoxide as CO	(mg/m ³)	IS 5182(Part 10):2019	2	0.26
6	Ozone as O ₃	(µg/m ³)	IS 5182 (Part-09):2019	180	6.7
7	Ammonia as NH ₃	(µg/m ³)	IS 5182 (Part 25): 2018	400	<20
8	Lead as Pb	(µg/m ³)	IS 5182(Part -22):2019	1	<0.02
9	Nickel as Ni	(ng/m ³)	IS 5182(Part -22):2019	20	<2.5
10	Arsenic as As	(ng/m ³)	IS 5182(Part -22):2019	6	<1.0
11	Benzene as C ₆ H ₆	(µg/m ³)	IS 5182 (Part 11):2006	5	<4
12	Benzo-a-pyrene as BaP	(ng/m ³)	IS 5182 (Part 12):2017	1	<0.5

BDL Values: SO₂< 4 µg/m³, NO_x< 6 µg/m³, O₃<5 µg/m³, NH₃<20 µg/m³, Ni<2.5 ng/m³, As <1.0 ng/m³, C₆H₆<4.0 µg/m³, BaP<0.5 ng/m³, Pb<0.02 µg/m³, CO<0.1 mg/m³

Remarks: The above Sample test results are within the prescribed standard for the above mentioned parameters.

TERMS AND CONDITION: -

1. The Test result is relevant only to the item tested.
2. This report shall not be reproduced in full or part without written approval of Visiontek consultancy services (P) Ltd
3. The laboratory is not responsible for the authenticity of photocopied test report.
4. The test item will not be retained for more than 15 days from the date of issue of test report except in case as required by applicable regulations.
5. The laboratory's responsibility under this report is limited to; proven willful negligence.

*** End Report***





TEST REPORT

Test Report No: ENVLAB/25-26/TR-00378

Date: 06.04.2026

Name of the Industry	: Ferro Alloys Corporation Ltd., Charge Chrome Plant, D.P. Nagar, Randia, Bhadrak	Date of Sampling	: 25.03.2026
		Sample Received on	: 26.03.2026
Sample Description	: Ambient Air	Sampling Procedure	: VCSPL/F-SOP/001, Dt. 04.09.2021
		Sampling Location	: MRP
Environment Condition during Sampling	: Atmospheric Temp.: 29 – 33°C Barometric Pressure : 755 mm of Hg	Instrument used for Sampling	: RDS (APM 460 BL), FPS (APM 550), VOC Sampler
Sample Condition	: Air Tight Sealed and gaseous Sample Solution Refrigerated	Sampling done by	: Asutosh Mohanty
Test Started on	: 27.03.2026	Test Completed on	: 30.03.2026

1. Chemical Testing

A. Atmospheric Pollution

Sl. No	Parameters	Unit	Test Method	National Ambient Air Quality Standard, CPCB, 18 th Nov. 2009	Analysis Result
1	Particulate matter as PM ₁₀	($\mu\text{g}/\text{m}^3$)	IS 5182 : Part 23: 2006, RA 2017	100	56.8
2	Particulate matter as PM _{2.5}	($\mu\text{g}/\text{m}^3$)	IS 5182 (Part 24):2019	60	31.4
3	Sulphur Oxides as SO ₂	($\mu\text{g}/\text{m}^3$)	IS 5182 (Part 2): 2001, RA 2017	80	18.2
4	Nitrogen Oxides as NO _x	($\mu\text{g}/\text{m}^3$)	IS 5182 (Part 6): 2006, RA 2017	80	22.6
5	Carbon monoxide as CO	(mg/m^3)	IS 5182(Part 10):2019	2	0.27
6	Ozone as O ₃	($\mu\text{g}/\text{m}^3$)	IS 5182 (Part-09):2019	180	6.5
7	Aminonia as NH ₃	($\mu\text{g}/\text{m}^3$)	IS 5182 (Part 25): 2018	400	<20
8	Lead as Pb	($\mu\text{g}/\text{m}^3$)	IS 5182(Part -22):2019	1	<0.02
9	Nickel as Ni	(ng/m^3)	IS 5182(Part -22):2019	20	<2.5
10	Arsenic as As	(ng/m^3)	IS 5182(Part -22):2019	6	<1.0
11	Benzene as C ₆ H ₆	($\mu\text{g}/\text{m}^3$)	IS 5182 (Part 11):2006	5	<4
12	Benzo-a-pyrene as BaP	(ng/m^3)	IS 5182 (Part 12):2017	1	<0.5

BDL Values: SO₂< 4 $\mu\text{g}/\text{m}^3$, NO_x< 6 $\mu\text{g}/\text{m}^3$, O₃<5 $\mu\text{g}/\text{m}^3$, NH₃<20 $\mu\text{g}/\text{m}^3$, Ni<2.5 ng/m^3 , As <1.0 ng/m^3 , C₆H₆<4.0 $\mu\text{g}/\text{m}^3$, BaP<0.5 ng/m^3 , Pb<0.02 $\mu\text{g}/\text{m}^3$, CO-<0.1 mg/m^3

Remarks: The above Sample test results are within the prescribed standard for the above mentioned parameters.

TERMS AND CONDITION: -

1. The Test result is relevant only to the item tested.
2. This report shall not be reproduced in full or part without written approval of Visiontek consultancy services. (P) Ltd
3. The laboratory is not responsible for the authenticity of photocopied test report
4. The test item will not be retained for more than 15 days from the date of issue of test report except in case as required by applicable regulations.
5. The laboratory's responsibility under this report is limited to: proven willful negligence.

*** End Report***





TEST REPORT

Test Report No: ENVLAB/25-26/TR-00379

Date: 06.04.2026

Name of the Industry	: Ferro Alloys Corporation Ltd., Charge Chrome Plant, D.P. Nagar, Randia, Bhadrak	Date of Sampling	: 25.03.2026
		Sample Received on	: 26.03.2026
Sample Description	: Ambient Air	Sampling Procedure	: VCSPL/F-SOP/001, Dt. 04.09.2021
		Sampling Location	: MRSS
Environment Condition during Sampling	: Atmospheric Temp.: 29 – 33°C Barometric Pressure : 755 mm of Hg	Instrument used for Sampling	: RDS (APM 460 BL), FPS (APM 550), VOC Sampler
Sample Condition	: Air Tight Sealed and gaseous Sample Solution Refrigerated	Sampling done by	: Asutosh Mohanty
Test Started on	: 27.03.2026	Test Completed on	: 30.03.2026

1. Chemical Testing

A. Atmospheric Pollution

Sl. No	Parameters	Unit	Test Method	National Ambient Air Quality Standard, CPCB, 18 th Nov. 2009	Analysis Result
1	Particulate matter as PM ₁₀	($\mu\text{g}/\text{m}^3$)	IS 5182 : Part 23: 2006, RA 2017	100	57.2
2	Particulate matter as PM _{2.5}	($\mu\text{g}/\text{m}^3$)	IS 5182 (Part 24):2019	60	31.6
3	Sulphur Oxides as SO ₂	($\mu\text{g}/\text{m}^3$)	IS 5182 (Part 2): 2001, RA 2017	80	20.2
4	Nitrogen Oxides as NO _x	($\mu\text{g}/\text{m}^3$)	IS 5182 (Part 6): 2006, RA 2017	80	22.4
5	Carbon monoxide as CO	(mg/m^3)	IS 5182(Part 10):2019	2	0.26
6	Ozone as O ₃	($\mu\text{g}/\text{m}^3$)	IS 5182 (Part-09):2019	180	6.7
7	Ammonia as NH ₃	($\mu\text{g}/\text{m}^3$)	IS 5182 (Part 25): 2018	400	<20
8	Lead as Pb	($\mu\text{g}/\text{m}^3$)	IS 5182(Part -22):2019	1	<0.02
9	Nickel as Ni	(ng/m^3)	IS 5182(Part -22):2019	20	<2.5
10	Arsenic as As	(ng/m^3)	IS 5182(Part -22):2019	6	<1.0
11	Benzene as C ₆ H ₆	($\mu\text{g}/\text{m}^3$)	IS 5182 (Part 11):2006	5	<4
12	Benzo-a-pyrene as BaP	(ng/m^3)	IS 5182 (Part 12):2017	1	<0.5

BDL Values: SO₂< 4 $\mu\text{g}/\text{m}^3$, NO_x< 6 $\mu\text{g}/\text{m}^3$, O₃<5 $\mu\text{g}/\text{m}^3$, NH₃<20 $\mu\text{g}/\text{m}^3$, Ni<2.5 ng/m^3 , As <1.0 ng/m^3 , C₆H₆<4.0 $\mu\text{g}/\text{m}^3$, BaP<0.5 ng/m^3 , Pb<0.02 $\mu\text{g}/\text{m}^3$, CO<0.1 mg/m^3

Remarks: The above Sample test results are within the prescribed standard for the above mentioned parameters.

TERMS AND CONDITION: -

1. The Test result is relevant only to the item tested
2. This report shall not be reproduced in full or part without written approval of Visiontek consultancy services. (P) Ltd
3. The laboratory is not responsible for the authenticity of photocopied test report.
4. The test item will not be retained for more than 15 days from the date of issue of test report except in case as required by applicable regulations.
5. The laboratory's responsibility under this report is limited to, proven willful negligence

*** End Report***





TEST REPORT

Test Report No: ENVLAB/25-26/TR-00380

Date: 06.04.2026

Name of the Industry	: Ferro Alloys Corporation Ltd., Charge Chrome Plant, D.P. Nagar, Randia, Bhadrak	Date of Sampling	: 25.03.2026
		Sample Received on	: 26.03.2026
Sample Description	: Ambient Air	Sampling Procedure	: VCSPL/F-SOP/001, Dt. 04.09.2021
		Sampling Location	: R & C LABORATORY
Environment Condition during Sampling	: Atmospheric Temp.: 29 – 33°C Barometric Pressure : 755 mm of Hg	Instrument used for Sampling	: RDS (APM 460 BL), FPS (APM 550), VOC Sampler
Sample Condition	: Air Tight Sealed and gaseous Sample Solution Refrigerated	Sampling done by	: Asutosh Mohanty
Test Started on	: 27.03.2026	Test Completed on	: 30.03.2026

1. Chemical Testing

A. Atmospheric Pollution

Sl. No	Parameters	Unit	Test Method	National Ambient Air Quality Standard, CPCB, 18 th Nov. 2009	Analysis Result
1	Particulate matter as PM ₁₀	($\mu\text{g}/\text{m}^3$)	IS 5182 : Part 23: 2006, RA 2017	100	55.2
2	Particulate matter as PM _{2.5}	($\mu\text{g}/\text{m}^3$)	IS 5182 (Part 24):2019	60	30.9
3	Sulphur Oxides as SO ₂	($\mu\text{g}/\text{m}^3$)	IS 5182 (Part 2): 2001, RA 2017	80	22.2
4	Nitrogen Oxides as NO _x	($\mu\text{g}/\text{m}^3$)	IS 5182 (Part 6): 2006, RA 2017	80	22.6
5	Carbon monoxide as CO	(mg/m^3)	IS 5182(Part 10):2019	2	0.21
6	Ozone as O ₃	($\mu\text{g}/\text{m}^3$)	IS 5182 (Part-09):2019	180	6.3
7	Ammonia as NH ₃	($\mu\text{g}/\text{m}^3$)	IS 5182 (Part 25): 2018	400	<20
8	Lead as Pb	($\mu\text{g}/\text{m}^3$)	IS 5182(Part -22):2019	1	<0.02
9	Nickel as Ni	(ng/m^3)	IS 5182(Part -22):2019	20	<2.5
10	Arsenic as As	(ng/m^3)	IS 5182(Part -22):2019	6	<1.0
11	Benzene as C ₆ H ₆	($\mu\text{g}/\text{m}^3$)	IS 5182 (Part 11):2006	5	<4
12	Benzo-a-pyrene as BaP	(ng/m^3)	IS 5182 (Part 12):2017	1	<0.5

BDL Values: SO₂< 4 $\mu\text{g}/\text{m}^3$, NO_x< 6 $\mu\text{g}/\text{m}^3$, O₃<5 $\mu\text{g}/\text{m}^3$, NH₃<20 $\mu\text{g}/\text{m}^3$, Ni<2.5 ng/m^3 , As <1.0 ng/m^3 , C₆H₆<4.0 $\mu\text{g}/\text{m}^3$, BaP<0.5 ng/m^3 , Pb<0.02 $\mu\text{g}/\text{m}^3$, CO-<0.1 mg/m^3

Remarks: The above Sample test results are within the prescribed standard for the above mentioned parameters.

TERMS AND CONDITION:-

1. The Test result is relevant only to the item tested.
2. This report shall not be reproduced in full or part without written approval of Visiontek consultancy services. (P) Ltd
3. The laboratory is not responsible for the authenticity of photocopied test report.
4. The test item will not be retained for more than 15 days from the date of issue of test report except in case as required by applicable regulations
5. The laboratory's responsibility under this report is limited to: proven willful negligence.

*** End Report***





Visiontek Consultancy Services Pvt. Ltd.

(Committed For Better Environment)

TEST REPORT

Test Report No: ENVLAB/25-26/TR21962

Date: 06.03.2026

Name of the Industry	: Ferro Alloys Corporation Ltd., Charge Chrome Plant, D.P. Nagar, Randia, Bhadrak	Date of Sampling	: 24.02.2026
		Sample Received on	: 25.02.2026
Sample Description	: Fugitive Emission	Sampling Procedure	: IS 5182
		Sampling Location	: 1.Near Agglomeration area 2.Near MRP Area
Environment Condition during Sampling	: Atmospheric Temp.: 29 – 33°C Barometric Pressure : 754 mm of Hg	Instrument used for Sampling	: RDS (APM 460 BL), FPS (APM 550). VOC Sampler
Sample Condition	: Air Tight Sealed and gaseous Sample Solution Refrigerated	Sampling done by	: Ashutosh Mohanty
Test Started on	: 25.02.2026	Test Completed on	: 02.03.2026

SL. No	Location	Test Result	
		Suspended Particulate Matter($\mu\text{g}/\text{m}^3$)	Respirable Particulate Matter ($\mu\text{g}/\text{m}^3$)
1	Near Agglomeration area	364	88
2	Near MRP Area	272	74
	Standard for Crusher /Industrial Area	1200	---

TERMS AND CONDITION: -

1. The Test result is relevant only to the item tested.
2. This report shall not be reproduced in full or part without written approval of Visiontek consultancy services. (P) Ltd
3. The laboratory is not responsible for the authenticity of photocopied test report.
4. The test item will not be retained for more than 15 days from the date of issue of test report except in case as required by applicable regulations.
5. The laboratory's responsibility under this report is limited to: proven willful negligence.

*** End Report***

Reviewed by 


Approved by 


**OFFICE OF THE
DIVISIONAL FOREST OFFICER, BHADRAK WILDLIFE DIVISION,
AT/P.O/P.S.-CHANDBALI, DISTRICT-BHADRAK, PIN-756133
Phone/Fax- 06786-220472, Email-dfo.bhadrakwl@odisha.gov.in**

Letter No. 2299/3F, Dt 06/05/2024.

To

The Divisional Manager,
O.F.D.C. Ltd, Jajpur Road (C) Division.

Sub: Permission for removal of trees available on plots within Factory premises of Ferro Alloys Plant at Randia, Bhadrak of Ferro Alloys Corporation Ltd. (FACOR) for expansion of Plant.

Ref:- This Office Memo No.1809 dated 02.04.2024 & Memo No. 2208 dated 02.05.2024.

Sir,

With reference to the captioned subject and finalisation about the modalities of felling of tree, translocation of tree and raising of two times plantation for felling of tree in minutes of Tri-party co-ordination meeting held on 01.05.2024 at 01.00PM through VC mode, you are allowed to remove 936nos different species of tree from the premises of Ferro Alloys Corporation Ltd. at Randia, Bhadrak.

Further, before working please submit the plantation scheme for planting twice the number of trees to be felled approved by the G.M (Zone) OFDC Ltd and estimate for 936nos tree felling operation and translocation of 40nos trees to the Director (Growth Project), M/s-Ferro Alloys Corporation Ltd., Chandrasekharpur, Bhubaneswar under intimation to this office.

Yours faithfully,

Sd/- 6.5.24

Divisional Forest Officer,
Bhadrak (WL) Division.

Memo No. 2300 Dt. 06-05-2024

Copy forwarded to the Director (Growth Project), M/s-Ferro Alloys Corporation Ltd., Chandrasekharpur, Bhubaneswar for information and necessary action with reference to his office letter no.10 dt.01.04.2024 and this office memo no.2208 dated 02.05.2024. He is requested to make required fund provision at their level and deposit the same with the OFDC Ltd. for plantation of tree as per approved scheme submitted by the OFDC Ltd.

Sd/- 6.5.24

Divisional Forest Officer,
Bhadrak (WL) Division.

Memo No. 2301 Dt. 06-05-2024

Copy forwarded to the Range Officer, Bhadrak (WL) Range for information and necessary action with reference to his office memo no.216 dt.20.04.2024 & this office memo no.2208 dated v02.05.2024.

Sd/- 6.5.24

Divisional Forest Officer,
Bhadrak (WL) Division.

PH Compliance Details

Charge Chrome Plant of M/s Ferro Alloys Corporation Ltd


SN	Point Raised by Locals/Public	Project Proponent Response	Physical Targets	Actions Taken	Compliance Status	Expenditure/Investment Cost (INR)
Environmental Issues						
1	Environmental Protection	Various pollution control measures have been taken towards protection of environment in order to achieve the company's philosophy on Zero harm, zero waste and zero discharge. In this regard we have recently installed. Surface Run-off Treatment Plant (SRTP),	1. Surface Runoff Treatment Plant (SRTP)	SRTP has been installed to ensure Zero discharge from the plant	Complied	17169000
			2. Sewage Treatment Plant (STP)	Sewage Treatment Plant (STP) has been installed to treat domestic wastewater. Treated water is being used for gardening purpose	Complied	4106400
			3. Rainwater harvesting	PP has constructed 5 recharge wells and 3 rainwater harvesting pond	Complied	
			4. Upgradation of existing Gas Cleaning Plant (GCP) & Installation of new Gas Cleaning Plant (GCP)	Upgradation of existing GCP has been completed. New GCP has been installed.	Complied	155364115
			5. Water channel for ETP & RWH	PP has already been designed as a Zero Liquid Discharge plant. All the runoff water has been treated through SRTP and stored in rainwater harvesting pond. STP has been installed to treat domestic wastewater.	Complied	
			6. Dust Extraction System (DES) will be installed to control air pollution. Installation of Online CEMS & CAAQMS	Dedusting Systems have been installed to control air pollution. Online CAAQMS have been installed to monitor air quality. CEMS installation is in final stage & will be completed by 30.05.2024.	Complied	29023000
Healthcare Issues						

2	Local people demanded for regular health check-ups at village level	We will focus on peripheral development activities by working in the key thematic areas of quality education, health & livelihood. Under health priority will be given to Women and Child health. We have already facilitated our dispensary and ambulance for the benefit of the community and continue to do so.	200 health camps in six Gram Panchayats will be conducted on yearly basis	<p>1. 176 Health Camps conducted in core & periphery gram panchayat providing free doctor consultation and medicine under the CSR budget.</p> <p>2. Awareness sessions has been conducted on Dengue, Malaria, Tuberculosis, and other disease to spread awareness among the commoners to bring them closer to government health schemes.</p> <p>3. FACOR also conducted awareness sessions on Menstrual Hygiene Management and Family Planning and distributed mask as a preventive measure from viral diseases.</p> <p>4. Nutrition kit support provided to TB patients in Bhadrak.</p>	Complied	2498711.35
3	Local Dispensaries are in bad shape without manpower and equipment and hence needs support by the industry.	Local Dispensaries are in bad shape without manpower and equipment and hence needs support by the industry	Basic equipment for two dispensaries will be supplied in Barpada village and Baghurai village	01 no 120 litter RO Water Purifier, 02 nos. Air purifier, and 10 nos. Steel Bench support has been provided to Barpada CHC for improving the overall condition of local CHCs under CSR budget.	Complied	259171.00
Plantation Program						

4	Adequate greenbelt should be developed	We have developed adequate greenbelt of various species in & around the plant and also started plantation in local villages in sync with the villagers.	<ol style="list-style-type: none"> 1. Material Handling Area, Waste dump, Internal Roadsides & Boundary Areas; 9000 trees of Neem, Chakunda, Akasia, Amla, Debadaru types 2. Within Randia Village; 420 trees of Bela & Debadaru Plants 3. Within Koronta Village; 390 trees of Karanja & Mango trees 4. Within Saramanga Village; 340 trees of Chakunda & Mango trees 5. Additional 4000 fruit bearing trees will be distributed to local individuals of five Panchayats under social forestry program 	<ol style="list-style-type: none"> A. 5875 Nos have been planted inside the plant premises. B. 300 trees planted with steel cage in the six gram panchayat of Bhadrak under CSR budget. C. 500 saplings distributed among community members under CSR budget. 	Complied	2142515.00
Social Infrastructure Management (Education & Skill Development)						
5	Promoting Primary /Secondary educations for nearby villages	PP shall facilitate Pre Schools at five nearby villages by repairing the classrooms and equipping classrooms as well.	100 numbers of Anganwadi centres for improving Pre-school facility for children in nearby Gram Panchayats	<ol style="list-style-type: none"> 1. Tiles and paint work completed in 19 Anganwadis, Bio-waste dustbin provided to 21 Aganwadi centers, and table chair provided to 23 Anganwadis under CSR budget. 2. Mini Science lab has been installed in 02 government schools to promote STEM learning among the school students under CSR budget. 3. 120 litter RO Water purifier provided to 04 government schools to improve overall school condition under CSR budget. 	Complied	1468838.06

6	Some assistance to local SHGs for livelihood Support	1.Capacity Building Training of SHG members 2. SHG meet 3. Micro enterprise promotion 4. Marketing Support 5. Technical know-how support to SHGs	Each year PP would be partnering with local SHGs for their skill enhancement. 250 women entrepreneurs would be supported. SMEs with market linkage: Promotion of Local Craft like, Bamboo Craft Making, Pisciculture, Small Trades such as Chappal making, Agarwati etc. Agri based interventions	1. 02 microenterprise (Donapattal and Agarbatti) established and supported with raw materials, training and market linkage under CSR budget. 2. Training provided to SHG women in bamboo craft including support of materials, and tools required under CSR budget. 3. Support of raw materials, and tools to 05 established SHG microenterprise under CSR budget. 4. Capacity leadership training given to SHG members under CSR budget.	Complied	2990548.09
7	Local Youths need to enhance their skill level	On the job training shall be imparted to chosen local people for their employability and skill enhancement either directly or through Business Partners.	120 Local Youths will be given basic Skill Training every year for four years based on their basic educational qualification chosen from surrounding six number of Panchayats	As of date a total of 108 nos. of apprentices are trained under the skill development campaign of the company. NAPS- 12, NATS- 64 80 community women given training in tailoring trade to enhance their income generation capacity under CSR budget.	Complied	5467422.00
Grand Total					220489721	

For Ferro Alloys Corporation Limited



Chief HSE Officer

Krutisunder Mohapatra



Ref. FACOR/HSE/GP/010/2024-25

Date: 07.05.2024

To,

Divisional Forest Officer (DFO)
Bhadrak Wildlife Division,
Chandbali, Bhadrak, Odisha, 756133

Subject: Expansion of Ferro Alloy Plant for High Carbon Ferro Chrome Production from 1,45,000 TPA (1 x 45 MVA & 1 x 33 MVA SAF) to 4,45,000 TPA (1 x 45 MVA, 1 x 33 MVA & 2 x 75 MVA SAFs), 11,800 TPA MRP along with New Installation of Raw Material Handling Facility and 7,00,000 TPA Pellet & Sintering Plant at Village- Randia, P.S-Bhadrak Rural, District-Bhadrak, Odisha Reg., *Submission of Site-Specific Wildlife Conservation Plan*

- Ref:** 1. ToR letter *vide* file No. J-11011/594/2008-IA-II(IND-I) & ToR Identification No. TO23A1005OR5639689N dated 08.11.2023 issued by MoEFCC, New Delhi.
2. Letter from o/o DFO, WLC, Bhadrak *vide* letter number 1899/3F, dated 04.04.2024, providing the flora fauna list of 10 KM radius of the project area.

Respected Sir,

With reference to the aforesaid subject and reference matter, we would like to apprise your goodself that M/s. Ferro Alloys Corporation Limited has applied for EC for the above said project at MoEF&CC and ToR letter has been issued by MoEFCC, New Delhi *vide* file No. J-11011/594/2008-IA-II(IND-I) & ToR Identification No. TO23A1005OR5639689N dated 08.11.2023. (Enclosed as *Annexure 1*)

As per TOR conditions, we have requested to o/o DFO, WLC, Bhadrak, with letter number FACOR/HSE/GP/005/2023-24 dated 29.12.2024 to provide the authenticated list of flora & fauna in the 10 km radius of the project area and we have received the details from your good office *vide* letter number 1899/3F, dated 04.04.2024. (Enclosed as *Annexure 2*).

In line with the above, we are herewith submitting the Site-Specific Wildlife Conservation Plan, along with budget for implementation of the same to your good office. (Enclosed as *Annexure 3*)

Page 1 of 2

M/s. Ferro Alloys Corporation Ltd. (A subsidiary of Vedanta Ltd.)


Registered Office:

D.P.Nagar, PO : Randia, Dist.: Bhadrak, Odisha, India - 756 135
T +91-6784 240320/240347, Email: facor_mines@vedanta.co.in / facor.ccp@vedanta.co.in
Website: www.facorgroup.in, CIN: U45201OR1955PLC008400.

We earnestly request to kindly recommend the same for approval from Principal Chief Conservator of Forests (Wildlife) & Chief Wildlife Warden, Bhubaneswar, In case any additional information or clarifications are required, we shall be pleased to provide to you.

Thanks, and with best regards,

For, M/s Ferro Alloys Corporation Limited



(Karan Kumar Kejriwal)

Power of Attorney Holder &
Authorised Signatory

CC:

1. The Principal Chief Conservator of Forests, (HoFF), Bhubaneswar, Odisha.
2. The Chief Wildlife Warden, Bhubaneswar, Odisha.

Encl.:

- Annexure 1. ToR letter *vide* file No. J-11011/594/2008-IA-II(IND-I) dated 08.11.2023.
- Annexure 2. List of flora & fauna within 10 KM radius of the project area *vide* letter number 1899/3F, dated 04.04.2024.
- Annexure 3. Site Specific Wildlife Conservation Plan for Schedule-I species found in 10km radius (4 copies)

FACOR/HSE/GP/013/2024-25

Date: 27.05.2024

To,

**The Deputy Director General of Forests (C)
Ministry of Environment, Forest & Climate Change
Integrated Regional Office
A/3, Chandrasekharapur,
Bhubaneswar-751023,
Odisha.**

Sub: Action taken report for the observations of IRO visit report vide letter no. 101-499/2022/EPE, dated 24/05/2024 of M/s Ferro Alloys Corporation Limited, located at Village-Randia, District-Bhadrak, Odisha.

Ref: - Letter issued by MoEF & CC vide letter no. 101-499/2022/EPE, dated 24/05/2024.


Respected Sir,

With reference to the above cited subject, we are enclosing herewith our Action Plan for the identified observations given in your above-mentioned report and our sincere commitment to comply all the conditions as deemed fit for your kind perusal, necessitating closure of all your observations to your satisfaction.


This is for your kind information and necessary action please.

Thanking You

Yours Faithfully,
For M/s Ferro Alloys Corporation Ltd.


Sanjay Pal
COO & Plant Manager

Encl: As above.



M/s. Ferro Alloys Corporation Ltd. (A subsidiary of Vedanta Ltd.)

Registered Office:

D.P.Nagar, PO : Randia, Dist.: Bhadrak, Odisha, India - 756 135

T +91-6784 240320/240347, Email: facor.mines@vedanta.co.in / facor.ccp@vedanta.co.in

Website: www.facorgroup.in, CIN: U45201OR1955PLC008400.

BMP
REGD. NO. 334-TME-26

DATE OF EXAM. 17/2/26

MOB. NO. → [REDACTED]

VALIDITY UPTO 17/2/27

A-75824 84475906 **FORM NO. 31-A**

HEALTH RECORD
(PRESCRIBED UNDER RULE 6Z-1)

CHARGE CHROME PLANT, RANDIA

BMP

REPORT OF MEDICAL EXAMINATION (PRE-EMPLOYMENT / PERIODICAL / OTHERS)

- Name of the employee : [REDACTED]
- Employment no. : Sex : Male / Female
- Date of birth/age : 03.11.1978
- Date of employment : 09.04.26
- Length in service : 24 yrs
- Nature of job : C.S.O
- Identification marks : Bluen mark on Lt cheek
- General Survey :

Health : Good / Fair / Poor

Height - 176 Cm.

Weight - 80 Kg.

- Blood group : O +ve
- Eye vision : Normal / Abnormal
Use of glass - Yes / No
- Hearing : Normal / Abnormal

Respiratory system & chest measurement :

Inspiration - 89

Expiration - 85

Respiratory Rate / min - 17/mv

Remarks if any - B/L clear

- Cardiovascular system :
Pulse rate - 90 bpm
Bp - 115/86 mmHg
Heart sounds - S1 S2 Normal

X-ray



Regd. No. 1191/pmE/2026/emp

FROM NO. 31-A

Date of Exam- 12.02.26

Mob. No. [REDACTED]

Validity Up to- 12.02.27

Aadhar No. [REDACTED]

HEALTH RECORD
(PRESCRIBED UNDER RULE 6Z-1)

VEDANTA FERRO ALLOYS CORPORATION LTD.
CHARGE CHROME PLANT, RANDIA

REPORT OF MEDICAL EXAMINATION (PRE-EMPLOYMENT/PERIODICAL/ OTHERS)

- Name of the employee: [REDACTED]
- Employment no. : 11019836
- Sex (Male/Female) : ✓
- Date of birth/age : 02/05/1985
- Date of employment : 04/09/2023
- Length in service : 3 Yrs
- Nature of the job : manager
- Identification marks : Black mole on forehead
 - Health : Good / Fair / Poor
- Height (cm) : 166
- Weight (kg) : 73
- Blood group :
- Eye vision : Normal/Abnormal ... Normal
- Use of glasses : Yes / No
- Hearing : Normal / Abnormal
- Respiratory System & Chest Measurement:
 - Inspiration -
 - Expiration -
 - Respiratory Rate/min -
 - Remarks if any -
- Cardiovascular System :
 - Pulse Rate - 104
 - B P - 135/93
 - Heart Sounds -

MAN

Annexure I

REGD. NO. 336/PME/2026
MOB. NO. [REDACTED]

DATE OF EXAM 10.2.2026
VALIDITY UPTO 9.2.2027

FORM NO. 31-A

DMPK

HEALTH RECORD

(PRESCRIBED UNDER RULE 52-1)

VEDANTA FERRO ALLOYS CORPORATION LTD.

CHARGE CHROME PLANT, RANDEA

REPORT OF MEDICAL EXAMINATION (PRE-EMPLOYMENT / PERIODICAL / OTHERS)

- Name of the employee : [REDACTED]
- Employment no. : CP0001405 Sex: Male/Female
- Date of birth/age : 1.7.1969
- Date of employment : 1990
- Length in service :
- Nature of job : Helper
- Identification marks : A.B. 1 small mole on the head
- General Survey :

Health : Good / Fair / Poor

Height - 156 cm

Weight - 60 kg

- Blood group :
- Eye vision : Normal / Abnormal
Use of glass - Yes / No
- Hearing : Normal / Abnormal

- Respiratory system & chest measurement :
 - Inspiration - 81 cm
 - Expiration - 79 cm
 - Respiratory Rate / min - 19 b/min
 - Remarks if any - NA

- Cardiovascular system :
 - Pulse rate - 10 / 78 b/min
 - Bp - 140/84 / 132/80 mmHg
 - Heart sounds -

*Charge Chrome Plant
of M/S Ferro Alloys Corporation Limited*

**Multi-Purpose Fire Tender equipped with water sprinklers &
Mist cannon**



Ref: FACOR/BHADRAK/MOEF/24-04
Date: 08.05.2024

TO,

Deputy Director General of Forest (C),
Ministry of Env., Forest and Climate Change,
Integrated Regional Office,
A/3 Chandrasekharapur,
Bhubneswar-751023
Email: roez.bsr-mef@nic.in

Ref: 1. Environment Clearance letter No. F.No. J-11011/594/2008-IA.II(1) dtd. 31.10.2022
2. Name of the Project: Expansion of Ferro Alloys Plant High Carbon Ferro Chrome production
from 75000TPA to 145000TPA at Randia, District Bhadrak, Orissa by M/s.
Ferro Alloys Corporation Ltd.

Sub: Compliance of the specific condition no. XXII against Environment Clearance letter No.: F.No. J-11011/594/2008-IA.II(1) dtd.31.10.2022, issued to M/s. Ferro Alloys Corporation Ltd.

Dear Sir,


In compliance with the Stipulated Specific Condition No. XXII of the Environment Clearance letter No.. F.No. J-11011/594/2008-IA.II(1) dtd. 31.10.2022 issued by your good office, we are submitting herewith the Compliance status of the installation of CO sensors at the furnace top level with respect to Charge Chrome Plant of M/s Ferro Alloys Corporation Limited, situated at D.P.Nagar, Po-Randia, District-Bhadrak.

Specific Condition No.	Compliance Condition	Status
XXII	The PP shall install CO sensors at the furnace top level and the monitoring report shall be submitted to the IRO, MoEFCC in this regard.	Installation of CO sensor in furnace top level has been completed.

**Enclosed with this letter, please find the necessary documentation as evidence for compliance with the same.

Thanking you,

Yours faithfully,
For Ferro Alloy Corporation Ltd.,
Charge Chrome Plant.



Mr. Krutisunder Mohapatra
Chief HSE Officer, FACOR
Encl: As above



M/s. Ferro Alloys Corporation Ltd. (A subsidiary of Vedanta Ltd.)

Registered Office:

D.P.Nagar, PO : Randia, Dist.: Bhadrak, Odisha, India - 756 135


T +91-6784 240320/240347, Email: facor.mines@vedanta.co.in / facor.ccp@vedanta.co.in

Website: www.facorgroup.in, CIN: U45201OR1955PLC008400.


CO Sensor at Furnace Top Level

Charge Chrome Plant

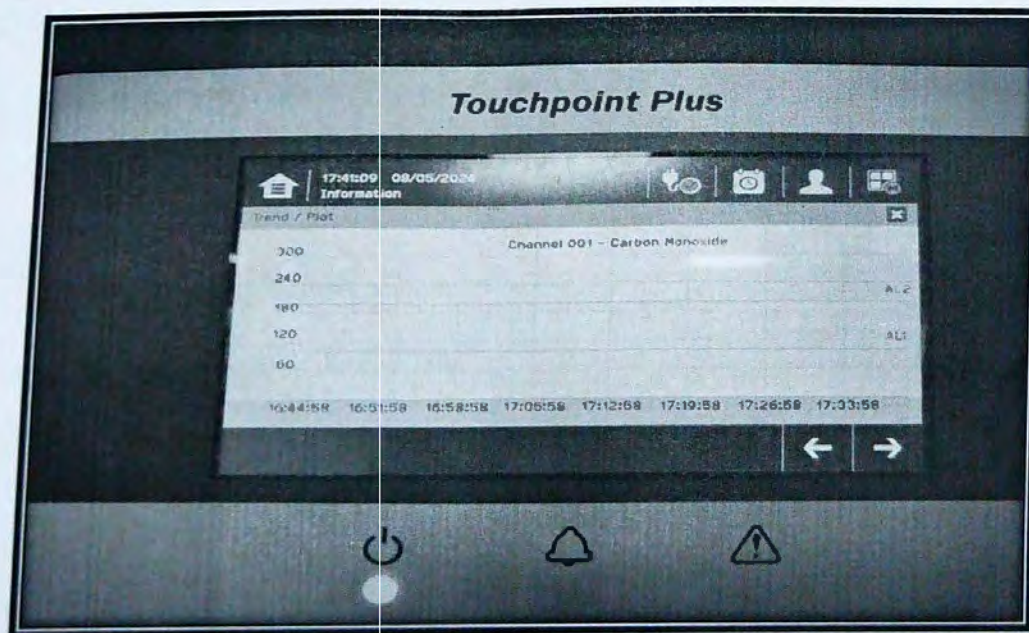
Area: 33 MVA Furnace



CO Sensor installed at 33 MVA furnace top level.



Controller System at 33 MVA Furnace Control Room.

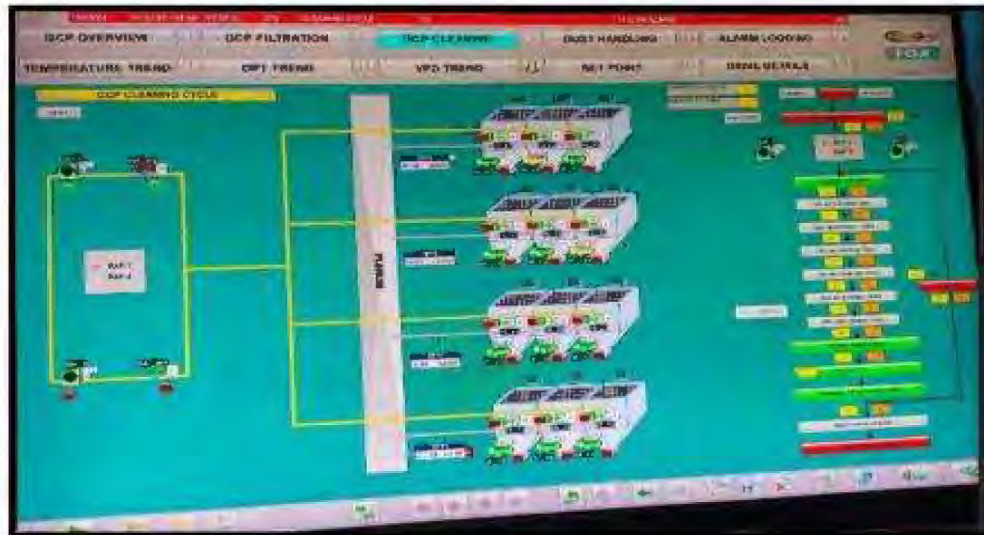


Controller Display with Data Trend from Sensor

Leakage detection & mechanized bag cleaning facility details

Leakages being detected by regular visits & site inspections and corrective measures being taken by team.

Auto pulsing system is installed to dislodge dust layers from the bags into the hopper.

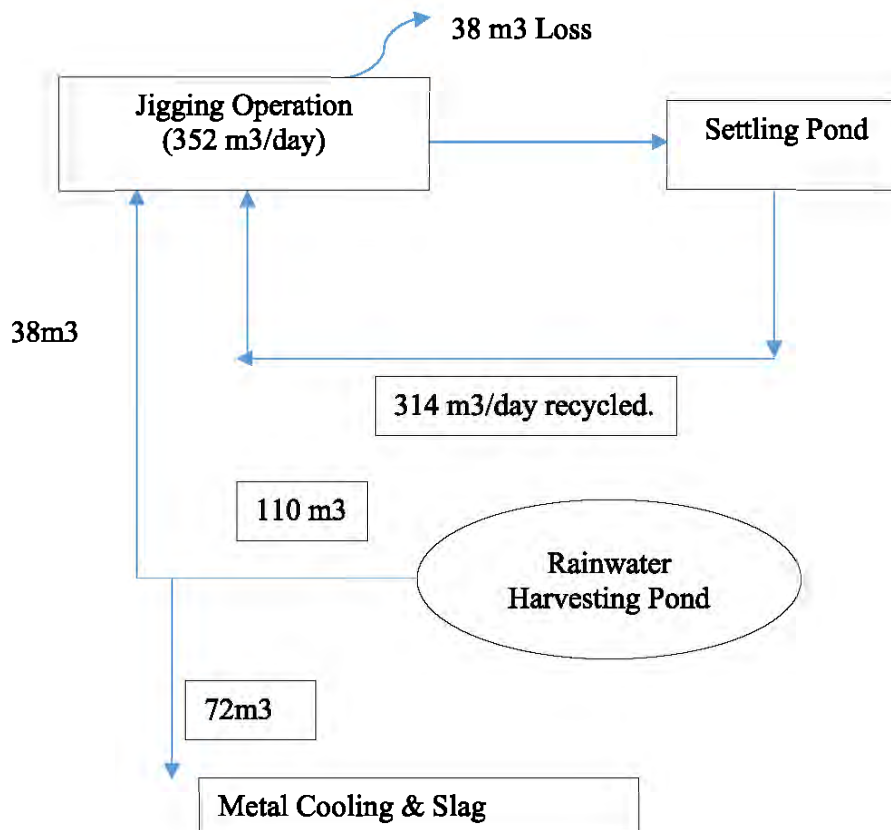


Automated GCP Cleaning Process in DCS

Water Requirement in Jigging Operation

Process	Water Requirement (m3)	Transit Loss	Evaporation Loss	Total Loss (%) ((c+d)/(a+b))
Jigging	352 (a)	4 (c)	34(d)	9.74%
Jigging Makeup	38 (b)			
Metal Cooling & Granulation	72	-	-	
Total Supply from Rainwater Harvesting Pond	110			

Water Flow Diagram





Visiontek Consultancy Services Pvt. Ltd.

(Committed For Better Environment)

TEST REPORT

Test Report No: ENVLAB/25-26/TR-14410

Date: 06.11.2025

Name & Address of the Customer		Ferro Alloys Corporation Ltd., Charge Chrome Plant, D.P. Nagar, Randia, Bhadrak				
Sample Description	:	Ground Water	Date of Sampling	:	31.10.2025	
			Sample Received on	:	01.11.2025	
			Sampling Procedure	:	APHA 1060 B	
Identification by Customer	:	GW-1	Sampling Location	:	GW-1: BAUDPUR	
Sample Condition	:	Ice Preserved	Sampling done by	:	Asutosh Mohanty	
Test Started on	:	01.11.2025	Test Completed on	:	06.11.2025	
Sl. No	Parameter	Unit	TEST METHOD	Standard as per IS -10500:2012 Amended on 2015 & 2018		GW1
				Acceptable Limit	Permissible Limit	
Physical Parameter						
1	Colour	Hazen,Max	APHA 23 rd Ed,2017 : 2120 B, C	5	15	<5
2	Odour	—	APHA 23 rd Ed,2017 :2120 B	Agreeable	Agreeable	Agreeable
3	pH at 25°C	—	APHA 23 rd Ed,2017 : 4500H ⁺ B	6.5-8.5	6.5-8.5	7.33
4	Taste	—	APHA 23 rd Ed,2017 : 2160 C	Agreeable	Agreeable	Agreeable
5	Turbidity	NTU,Max	APHA 2130 B	1	5	1.3
6	Dissolved Solids	mg/l,Max	APHA 23 rd Ed,2017 : 2540 C	500	2000	358.2
CHEMICAL PARAMETER						
1	Aluminium as(Al)	mg/l,Max	APHA 3500Al B	0.03	0.2	<0.03
2	Ammonical Nitrogen(NH ₃ -N)	mg/l,Max	APHA 4500 NH ₃ -C	0.5	0.5	<0.05
3	Anionic Detergents (as MBAS)	mg/l,Max	APHA 5540 C	0.2	1.0	<0.05
4	Barium(Ba)	mg/l,Max	APFA 3111,B	0.7	0.7	<0.5
5	Boron (as B)	mg/l,Max	APHA 4500 B,B	0.5	1.0	<0.1
6	Calcium (as Ca)	mg/l,Max	APHA 23 rd Ed,2017 : 3500Ca B	75	200	33.4
7	Chloramines (as Cl ₂)	mg/l,Max	APHA 4500 -Cl G	4.0	4.0	ND
8	Chloride (as Cl)	mg/l,Max	APHA 23 rd Ed,2017 : 4500Cl ⁻ B	250	1000	27.8
9	Copper (as Cu)	mg/l,Max	APHA 3111 B,C	0.05	1.5	<0.05
10	Fluoride (as F)	mg/l,Max	APHA 4500 F,C	1.0	1.5	<0.1
11	Residual free Chlorine	mg/l,Min	APHA 4500 Cl B	0.2	1.0	<0.1
12	Iron (as Fe)	mg/l,Max	APHA 23 rd Ed,2017 : 3111, B	1.0	1.0	0.32



Visiontek Consultancy Services Pvt. Ltd.

(Committed For Better Environment)

13	Magnesium (as Mg)	mg/l,Max	APHA 3500 Mg B	30	100	18.9
14	Manganese (as Mn)	mg/l,Max	APHA 3500Mn B	0.1	0.3	<0.05
15	Mineral Oil	mg/l,Max	APHA 5520 B	0.5	0.5	<0.05
16	Nitrate (as NO ₃)	mg/l,Max	APHA 4500 NO ₃ ⁻ E	45	45	0.68
17	Phenolic Compounds(as C ₆ H ₅ OH)	mg/l,Max	APHA 5530 B,D	0.001	0.002	<0.001
18	Selenium (as Se)	mg/l,Max	APHA 23 rd Ed,2017: 3500 Se C	0.01	0.01	<0.005
19	Silver(asAg)	mg/l,Max	APHA 23 rd Ed,2017: 3111 B	0.1	0.1	<0.1
20	Sulphate (as SO ₄)	mg/l,Max	APHA 4500 SO ₄ ²⁻ E	200	400	10.8
21	Sulphide (as H ₂ S)	mg/l,Max	APHA 23 rd Ed,2017 :4500-S,D	0.05	0.05	ND
22	Alkalinity	mg/l,Max	APHA 2320 B	200	600	104.4
23	Total Hardness (as CaCO ₃)	mg/l,Max	APHA 23 rd Ed,2017 : 2340 C	200	600	162.6
24	Zinc (as Zn)	mg/l,Max	APHA 23 rd Ed,2017: 3111 B	5	15	0.24
HEAVY METALS AND TOXICITY PARAMETER						
1	Chromium (as Cr ⁺⁶)	mg/l,Max	APHA 3500Cr B	0.05	0.05	<0.01
2	Cadmium as(Cd)	mg/l,Max	APHA 23 rd Ed,2017: 3111 B	0.003	0.003	<0.003
3	Cyanide as (CN ⁻)	mg/l,Max	APHA 23 rd Ed,2017: 4500 CN ⁻ C,D	0.05	0.05	<0.01
4	Lead as(Pb)	mg/l,Max	APHA 23 rd Ed,2017 3111 B	0.1	0.1	<0.1
5	Mercury as (Hg)	mg/l,Max	APHA 23 rd Ed,2017: 3111 B	0.001	0.001	<0.001
6	Nickel (Ni)	mg/l,Max	IS 5185 (Part-22)	0.02	0.02	<0.02
7	Arsenic as (As)	mg/l,Max	APHA 23 rd Ed,2017: 3114 B	0.01	0.01	<0.005
8	Polychlorinated biphenyls	mg/l,Max	APHA 23 rd Ed,2017 :6440 B	0.0005	0.0005	ND
9	Polyaromatic hydrocarbons (PAH)	mg/l,Max	APHA 23 rd Ed,2017 :6440 B	0.0001	0.0001	ND
10	Total Chromium	mg/l,Max	APHA 3500Cr B	0.05	0.05	<0.05
11	Bromoform	mg/l,Max	APHA 6232	0.1	0.1	ND
12	Dibromochloromethane	mg/l,Max	APHA 6232	0.1	0.1	ND
13	Bromodichloromethane	mg/l,Max	APHA 6232	0.06	0.06	ND
14	Chloroform	mg/l,Max	APHA 6232	0.2	0.2	ND
15	Molybdenum (Mo)	mg/l,Max	IS 3025 (Part 2)	0.07	0.07	<0.07
Bacteriological Parameter						
1	Total Coliform	MPN/100 ml	APHA 23 rd Ed,2017: 9221 B	Shall not be detectable in any 100 ml sample		ABSENT



PESTICIDES					
1	Endosulfan a	µg/l, Max	APHA 23rd edition: 6630 C	0.4	<0.005
2	Endosulfan B	µg/l, Max	APHA 23rd edition: 6630 C	0.4	<0.005
3	Endosulfan sulphate	µg/l, Max	APHA 23rd edition: 6630 C	0.4	<0.005
4	Alachlor	µg/l, Max	APHA 23rd edition: 6630 C	20	<0.01
5	Atrazine	µg/l, Max	APHA 23rd edition: 6630 C	2.0	<0.01
6	Aldrin	µg/l, Max	APHA 23rd edition: 6630 C	0.03	<0.01
8	Alpha HCH	µg/l, Max	APHA 23rd edition: 6630 C	0.01	<0.01
9	Beta HCH	µg/l, Max	APHA 23rd edition: 6630 C	0.04	<0.01
10	Delta HCH	µg/l, Max	APHA 23rd edition: 6630 C	0.04	<0.01
11	Butachlor	µg/l, Max	APHA 23rd edition: 6630 C	125.0	<0.01
12	Chloropyrifos	µg/l, Max	APHA 23rd edition: 6630 C	30.0	<0.01
13	2,4-Dichlorophenoxyacetic acid	µg/l, Max	APHA 23rd edition: 6630 C	30.0	<0.05
14	p p DDE	µg/l, Max	APHA 23rd edition: 6630 C	1.0	<0.05
15	p p DDD	µg/l, Max	APHA 23rd edition: 6630 C	1.0	<0.05
16	p p DDT	µg/l, Max	APHA 23rd edition: 6630 C	1.0	<0.05
17	o p DDE	µg/l, Max	APHA 23rd edition: 6630 C	1.0	<0.05
18	o p DDD	µg/l, Max	APHA 23rd edition: 6630 C	1.0	<0.05
19	o p DDT	µg/l, Max	APHA 23rd edition: 6630 C	1.0	<0.05
20	Ethion	µg/l, Max	APHA 23rd edition: 6630 C	3.0	<0.01
21	Lindane	µg/l, Max	APHA 23rd edition: 6630 C	2.0	<0.01
22	Isoproturon	µg/l, Max	APHA 23rd edition: 6630 C	9.0	<0.01
23	Malathion	µg/l, Max	APHA 23rd edition: 6630 C	190.0	<0.01
24	Methyl parathion	µg/l, Max	APHA 23rd edition: 6630 C	0.3	<0.01
25	Monocrotophos	µg/l, Max	APHA 23rd edition: 6630 C	1.0	<0.01
26	Phorate	µg/l, Max	APHA 23rd edition: 6630 C	2.0	<0.01

Reviewed by:



Approved By





TEST REPORT

Test Report No: ENVLAB/25-26/TR-20689

Date: 05.02.2026

Name & Address of the Customer		: Ferro Alloys Corporation Ltd., Charge Chrome Plant, D.P. Nagar, Randia, Bhadrak				
Sample Description	:	Ground Water	Date of Sampling	:	29.01.2026	
			Sample Received on	:	30.01.2026	
			Sampling Procedure	:	APHA 1060 B	
Identification by Customer	:	GW-1	Sampling Location	:	GW-1: Bore well-1	
Sample Condition	:	Ice Preserved	Sampling done by	:	Asutosh Mohanty	
Test Started on	:	31.01.2026	Test Completed on	:	05.02.2026	
Sl. No	Parameter	Unit	TEST METHOD	Standard as per IS-10500:2012 Amended on 2015 & 2018		GW1
				Acceptable Limit	Permissible Limit	
Physical Parameter						
1	Colour	Hazen,Max	APHA 23 rd Ed,2017 : 2120 B, C	5	15	<5
2	Odour	—	APHA 23 rd Ed,2017 :2120 B	Agreeable	Agreeable	Agreeable
3	pH at 25°C	--	APHA 23 rd Ed,2017 : 4500H ⁺ B	6.5-8.5	6.5-8.5	7.48
4	Taste	--	APHA 23 rd Ed,2017 : 2160 C	Agreeable	Agreeable	Agreeable
5	Turbidity	NTU,Max	APHA 2130 B	1	5	1.1
6	Dissolved Solids	mg/l,Max	APHA 23 rd Ed,2017 : 2540 C	500	2000	338.4
CHEMICAL PARAMETER						
1	Aluminium as(Al)	mg/l,Max	APHA 3500Al B	0.03	0.2	<0.03
2	Ammonical Nitrogen(NH ₃ -N)	mg/l,Max	APHA 4500 NH ₃ C	0.5	0.5	<0.05
3	Anionic Detergents (as MBAS)	mg/l,Max	APHA 5540 C	0.2	1.0	<0.05
4	Barium(Ba)	mg/l,Max	APFA 3111,B	0.7	0.7	<0.5
5	Boron (as B)	mg/l,Max	APHA 4500 B,B	0.5	1.0	<0.1
6	Calcium (as Ca)	mg/l,Max	APHA 23 rd Ed,2017 : 3500Ca B	75	200	31.4
7	Chloramines (as Cl ₂)	mg/l,Max	APHA 4500 -Cl G	4.0	4.0	ND
8	Chloride (as Cl)	mg/l,Max	APHA 23 rd Ed,2017 : 4500Cl B	250	1000	27.2
9	Copper (as Cu)	mg/l,Max	APHA 3111 B,C	0.05	1.5	<0.05
10	Fluoride (as F)	mg/l,Max	APHA 4500 F,C	1.0	1.5	<0.1
11	Residual, free Chlorine	mg/l,Min	APHA 4500 Cl B	0.2	1.0	<0.1
12	Iron (as Fe)	mg/l,Max	APHA 23 rd Ed,2017 : 3111, B	1.0	1.0	0.28



Visiontek Consultancy Services Pvt. Ltd.

(Committed For Better Environment)

13	Magnesium (as Mg)	mg/l,Max	APHA 3500 Mg B	30	100	17.8
14	Manganese (as Mn)	mg/l,Max	APHA 3500Mn B	0.1	0.3	<0.05
15	Mineral Oil	mg/l,Max	APHA 5520 B	0.5	0.5	<0.05
16	Nitrate (as NO ₃)	mg/l,Max	APHA 4500 NO ₃ ⁻ E	45	45	0.56
17	Phenolic Compounds(as C ₆ H ₅ OH)	mg/l,Max	APHA 5530 B,D	0.001	0.002	<0.001
18	Selenium (as Se)	mg/l,Max	APHA 23 rd Ed,2017: 3500 Se C	0.01	0.01	<0.005
19	Silver(asAg)	mg/l,Max	APHA 23 rd Ed,2017: 3111 B	0.1	0.1	<0.1
20	Sulphate (as SO ₄)	mg/l,Max	APHA 4500 SO ₄ ²⁻ E	200	400	10.1
21	Sulphide (as H ₂ S)	mg/l,Max	APHA 23 rd Ed,2017 :4500-S,D	0.05	0.05	ND
22	Alkalinity	mg/l,Max	APHA 2320 B	200	600	104.4
23	Total Hardness (as CaCO ₃)	mg/l,Max	APHA 23 rd Ed,2017 : 2340 C	200	600	154.2
24	Zinc (as Zn)	mg/l,Max	APHA 23 rd Ed,2017: 3111 B	5	15	0.24
HEAVY METALS AND TOXICITY PARAMETER						
1	Chromium (as Cr ⁺⁶)	mg/l,Max	APHA 3500Cr B	0.05	0.05	<0.01
2	Cadmium as(Cd)	mg/l,Max	APHA 23 rd Ed,2017: 3111 B	0.003	0.003	<0.003
3	Cyanide as (CN ⁻)	mg/l,Max	APHA 23 rd Ed,2017: 4500 CN ⁻ C,D	0.05	0.05	<0.01
4	Lead as(Pb)	mg/l,Max	APHA 23 rd Ed,2017 3111 B	0.1	0.1	<0.1
5	Mercury as (Hg)	mg/l,Max	APHA 23 rd Ed,2017: 3111 B	0.001	0.001	<0.001
6	Nickel (Ni)	mg/l,Max	IS 5185 (Part-22)	0.02	0.02	<0.02
7	Arsenic as (As)	mg/l,Max	APHA 23 rd Ed,2017: 3114 B	0.01	0.01	<0.005
8	Polychlorinated biphenyls	mg/l,Max	APHA 23 rd Ed,2017 :6440 B	0.0005	0.0005	ND
9	Polyaromatic hydrocarbons (PAH)	mg/l,Max	APHA 23 rd Ed,2017 :6440 B	0.0001	0.0001	ND
10	Total Chromium	mg/l,Max	APHA 3500Cr B	0.05	0.05	<0.05
11	Bromoform	mg/l,Max	APHA 6232	0.1	0.1	ND
12	Dibromochloromethane	mg/l,Max	APHA 6232	0.1	0.1	ND
13	Bromodichloromethane	mg/l,Max	APHA 6232	0.06	0.06	ND
14	Chloroform	mg/l,Max	APHA 6232	0.2	0.2	ND
15	Molybdenum (Mo)	mg/l,Max	IS 3025 (Part 2)	0.07	0.07	<0.07
Bacteriological Parameter						
1	Total Coliform	MPN/100 ml	APHA 23 rd Ed,2017: 9221 B	Shall not be detectable in any 100 ml sample		Absent



Visiontek Consultancy Services Pvt. Ltd.

(Committed For Better Environment)

PESTICIDES					
1	Endosulfan α	$\mu\text{g/l, Max}$	APHA 23rd edition: 6630 C	0.4	<0.005
2	Endosulfan β	$\mu\text{g/l, Max}$	APHA 23rd edition: 6630 C	0.4	<0.005
3	Endosulfan sulphate	$\mu\text{g/l, Max}$	APHA 23rd edition: 6630 C	0.4	<0.005
4	Alachlor	$\mu\text{g/l, Max}$	APHA 23rd edition: 6630 C	20	<0.01
5	Atrazine	$\mu\text{g/l, Max}$	APHA 23rd edition: 6630 C	2.0	<0.01
6	Aldrin	$\mu\text{g/l, Max}$	APHA 23rd edition: 6630 C	0.03	<0.01
8	Alpha HCH	$\mu\text{g/l, Max}$	APHA 23rd edition: 6630 C	0.01	<0.01
9	Beta HCH	$\mu\text{g/l, Max}$	APHA 23rd edition: 6630 C	0.04	<0.01
10	Delta HCH	$\mu\text{g/l, Max}$	APHA 23rd edition: 6630 C	0.04	<0.01
11	Butachlor	$\mu\text{g/l, Max}$	APHA 23rd edition: 6630 C	125.0	<0.01
12	Chloropyrifos	$\mu\text{g/l, Max}$	APHA 23rd edition: 6630 C	30.0	<0.01
13	2,4-Dichlorophenoxyacetic acid	$\mu\text{g/l, Max}$	APHA 23rd edition: 6630 C	30.0	<0.05
14	p p DDE	$\mu\text{g/l, Max}$	APHA 23rd edition: 6630 C	1.0	<0.05
15	p p DDD	$\mu\text{g/l, Max}$	APHA 23rd edition: 6630 C	1.0	<0.05
16	p p DDT	$\mu\text{g/l, Max}$	APHA 23rd edition: 6630 C	1.0	<0.05
17	o p DDE	$\mu\text{g/l, Max}$	APHA 23rd edition: 6630 C	1.0	<0.05
18	o p DDD	$\mu\text{g/l, Max}$	APHA 23rd edition: 6630 C	1.0	<0.05
19	o p DDT	$\mu\text{g/l, Max}$	APHA 23rd edition: 6630 C	1.0	<0.05
20	Ethion	$\mu\text{g/l, Max}$	APHA 23rd edition: 6630 C	3.0	<0.01
21	Lindane	$\mu\text{g/l, Max}$	APHA 23rd edition: 6630 C	2.0	<0.01
22	Isoproturon	$\mu\text{g/l, Max}$	APHA 23rd edition: 6630 C	9.0	<0.01
23	Malathion	$\mu\text{g/l, Max}$	APHA 23rd edition: 6630 C	190.0	<0.01
24	Methyl parathion	$\mu\text{g/l, Max}$	APHA 23rd edition: 6630 C	0.3	<0.01
25	Monocrotophos	$\mu\text{g/l, Max}$	APHA 23rd edition: 6630 C	1.0	<0.01
26	Phorate	$\mu\text{g/l, Max}$	APHA 23rd edition: 6630 C	2.0	<0.01

Reviewed by: 


Approved By: 




Visiontek Consultancy Services Pvt. Ltd.

(Committed For Better Environment)

TEST REPORT

Test Report No: ENVLAB/25-26/TR-14400

Date: 06.11.2025

Name of the Industry	:	Ferro Alloys Corporation Ltd., Charge Chrome Plant, D.P. Nag Randia, Bhadrak	Date of Sampling	:	31.10.2025
Sample Description	:	NOISE	Sample Received on	:	01.11.2025
Sampling done by	:	Asutosh Mohanty	Sampling Procedure	:	IS 9989: 2020

Location ID	Location	Noise Level in dB(A) leq Day Time	Noise Level in dB(A) leq Night time
S-1	NEAR 45 MVA FURNACE	68.2	66.6
S-2	NEAR ADMINISTRATIVE BUILDING	51.4	44.6
S-3	NEAR AGGLOMERATION PLANT	66.4	64.6
S-4	NEAR AUTO GARAGE	68.8	65.2
S-5	NEAR BRIQUETTE STORAGE AREA	69.4	66.2
S-6	NEAR CENTRAL STORE	64.2	46.6
S-7	NEAR DRYER PLANT	67.4	65.4
S-8	NEAR FACOR COLONY	49.2	45.0
S-9	NEAR FINISHED PRODUCT HANDLING	65.6	59.8
S-10	NEAR GCP	66.8	65.4
S-11	NEAR MAIN GATE	55.2	49.4
S-12	NEAR MATERIAL RECOVERY PLANT	67.8	63.2
S-13	NEAR MRSS SWITCH YARD	64.6	55.2
S-14	NEAR STORAGE AREA	52.8	44.2
S-15	NEAR VEHICLE PARKING AREA	69.8	55.4
S-16	NEAR WATER COOLING TOWER AREA	62.8	58.4
S-17	OHC	66.6	58.4
Limit		75.0	70.0





Visiontek Consultancy Services Pvt. Ltd.

(Committed For Better Environment)

TEST REPORT

Test Report No: ENVLAB/25-26/TR-17282

Date: 05.12.2025

Name of the Industry	:	Ferro Alloys Corporation Ltd., Charge Chrome Plant, D.P. Nag Randia, Bhadrak	Date of Sampling	:	13.11.2025
			Sample Received on	:	14.11.2025
Sample Description	:	NOISE	Sampling Procedure	:	IS 9989: 2020
Sampling done by	:	Asutosh Mohanty			

Location ID	Location	Noise Level in dB(A) leq Day Time	Noise Level in dB(A) leq Night time
S-1	NEAR 45 MVA FURNACE	67.8	65.9
S-2	NEAR ADMINISTRATIVE BUILDING	59.6	43.8
S-3	NEAR AGGLOMERATION PLANT	65.7	63.6
S-4	NEAR AUTO GARAGE	69.2	66.4
S-5	NEAR BRIQUETTE STORAGE AREA	67.6	65.2
S-6	NEAR CENTRAL STORE	64.6	45.8
S-7	NEAR DRYER PLANT	66.8	64.6
S-8	NEAR FACOR COLONY	50.2	46.4
S-9	NEAR FINISHED PRODUCT HANDLING	65.8	58.6
S-10	NEAR GCP	67.2	66.4
S-11	NEAR MAIN GATE	54.4	48.6
S-12	NEAR MATERIAL RECOVERY PLANT	67.2	64.6
S-13	NEAR MRSS SWITCH YARD	65.4	56.2
S-14	NEAR STORAGE AREA	53.1	45.2
S-15	NEAR VEHICLE PARKING AREA	68.8	56.6
S-16	NEAR WATER COOLING TOWER AREA	63.4	54.6
S-17	OHC	66.1	57.6
Limit		75.0	70.0

Sivaraman
Reviewed by:



Approved by:





Visiontek Consultancy Services Pvt. Ltd.

(Committed For Better Environment)

TEST REPORT

Test Report No: ENVLAB/25-26/TR-17353

Date: 07.01.2026

Name of the Industry	: Ferro Alloys Corporation Ltd., Charge Chrome Plant, D.P. Nagar, Randia, Bhadrak	Date of Sampling	: 30.12.2025
Sample Description	: NOISE	Sample Received on	: 31.12.2025
Sampling done by :	: Asutosh Mohanty	Sampling Procedure	: IS 9989: 2020

Location ID	Location	Noise Level in dB(A) leq Day Time	Noise Level in dB(A) leq Night time
S-1	NEAR 45 MVA FURNACE	66.6	64.8
S-2	NEAR ADMINISTRATIVE BUILDING	58.2	42.8
S-3	NEAR AGGLOMERATION PLANT	64.9	64.2
S-4	NEAR AUTO GARAGE	68.2	65.5
S-5	NEAR BRIQUETTE STORAGE AREA	68.2	66.2
S-6	NEAR CENTRAL STORE	65.2	47.2
S-7	NEAR DRYER PLANT	65.6	65.4
S-8	NEAR FACOR COLONY	51.2	47.8
S-9	NEAR FINISHED PRODUCT HANDLING	64.6	57.6
S-10	NEAR GCP	66.6	64.8
S-11	NEAR MAIN GATE	53.9	49.2
S-12	NEAR MATERIAL RECOVERY PLANT	66.6	64.4
S-13	NEAR MRSS SWITCH YARD	65.8	57.2
S-14	NEAR STORAGE AREA	54.2	46.6
S-15	NEAR VEHICLE PARKING AREA	67.4	55.4
S-16	NEAR WATER COOLING TOWER AREA	62.8	55.4
S-17	OHC	64.6	56.8
Limit		75.0	70.0





Visiontek Consultancy Services Pvt. Ltd.

(Committed For Better Environment)

TEST REPORT

Test Report No: ENVLAB/25-26/TR-20679

Date: 05.02.2026

Name of the Industry	: Ferro Alloys Corporation Ltd., Charge Chrome Plant, D.P. Nagar, Randia, Bhadrak	Date of Sampling	: 30.01.2026
Sample Description	: NOISE	Sample Received on	: 31.01.2026
Sampling done by	: Asutosh Mohanty	Sampling Procedure	: IS 9989: 2020

Location ID	Location	Noise Level in dB(A) leq Day Time	Noise Level in dB(A) leq Night time
S-1	NEAR 45 MVA FURNACE	65.8	64.2
S-2	NEAR ADMINISTRATIVE BUILDING	57.4	43.2
S-3	NEAR AGGLOMERATION PLANT	65.2	63.8
S-4	NEAR AUTO GARAGE	67.6	64.8
S-5	NEAR BRIQUETTE STORAGE AREA	67.8	65.6
S-6	NEAR CENTRAL STORE	64.8	46.8
S-7	NEAR DRYER PLANT	66.1	65.8
S-8	NEAR FACOR COLONY	50.8	46.4
S-9	NEAR FINISHED PRODUCT HANDLING	65.4	58.2
S-10	NEAR GCP	67.2	65.4
S-11	NEAR MAIN GATE	54.2	48.6
S-12	NEAR MATERIAL RECOVERY PLANT	67.4	65.8
S-13	NEAR MRSS SWITCH YARD	65.8	56.2
S-14	NEAR STORAGE AREA	53.8	44.8
S-15	NEAR VEHICLE PARKING AREA	68.2	56.8
S-16	NEAR WATER COOLING TOWER AREA	63.8	54.6
S-17	OHC	63.8	52.4
Limit		75.0	70.0

Reviewed by: 


Approved by: 




Visiontek Consultancy Services Pvt. Ltd.

(Committed For Better Environment)

TEST REPORT

Test Report No: ENVLAB/25-26/TR-21950

Date: 06.03.2026

Name of the Industry	: Ferro Alloys Corporation Ltd., Charge Chrome Plant, D.P. Nagar, Randia, Bhadrak	Date of Sampling	: 24.02.2026
Sample Description	: NOISE	Sample Received on	: 25.02.2026
Sampling done by :	: Asutosh Mohanty	Sampling Procedure	: IS 9989: 2020

Location ID	Location	Noise Level in dB(A) leq Day Time	Noise Level in dB(A) leq Night time
S-1	NEAR 45 MVA FURNACE	66.2	65.2
S-2	NEAR ADMINISTRATIVE BUILDING	55.8	44.2
S-3	NEAR AGGLOMERATION PLANT	64.9	62.6
S-4	NEAR AUTO GARAGE	66.6	63.4
S-5	NEAR BRIQUETTE STORAGE AREA	67.2	65.2
S-6	NEAR CENTRAL STORE	63.6	45.6
S-7	NEAR DRYER PLANT	65.8	63.2
S-8	NEAR FACOR COLONY	50.2	45.8
S-9	NEAR FINISHED PRODUCT HANDLING	64.6	55.4
S-10	NEAR GCP	66.6	63.8
S-11	NEAR MAIN GATE	53.8	47.6
S-12	NEAR MATERIAL RECOVERY PLANT	68.2	64.6
S-13	NEAR MRSS SWITCH YARD	66.4	55.4
S-14	NEAR STORAGE AREA	54.4	45.2
S-15	NEAR VEHICLE PARKING AREA	67.6	55.8
S-16	NEAR WATER COOLING TOWER AREA	61.8	55.2
S-17	OHC	64.2	53.6
Limit		75.0	70.0

Reviewed by: 


Approved by: 




Visiontek Consultancy Services Pvt. Ltd.

(Committed For Better Environment)

TEST REPORT

Test Report No: ENVLAB/25-26/TR-00381

Date: 06.04.2026

Name of the Industry	:	Ferro Alloys Corporation Ltd., Charge Chrome Plant, D.P. Nagar, Randia, Bhadrak	Date of Sampling	:	25.03.2026
Sample Description	:	NOISE	Sample Received on	:	25.03.2026
Sampling done by :	:	Asutosh Mohanty	Sampling Procedure	:	IS 9989: 2020

Location ID	Location	Noise Level in dB(A) leq Day Time	Noise Level in dB(A) leq Night time
S-1	NEAR 45 MVA FURNACE	65.8	64.2
S-2	NEAR ADMINISTRATIVE BUILDING	53.4	43.8
S-3	NEAR AGGLOMERATION PLANT	63.8	60.6
S-4	NEAR AUTO GARAGE	66.2	61.4
S-5	NEAR BRIQUETTE STORAGE AREA	66.4	64.6
S-6	NEAR CENTRAL STORE	61.6	43.9
S-7	NEAR DRYER PLANT	64.8	62.6
S-8	NEAR FACOR COLONY	49.6	45.2
S-9	NEAR FINISHED PRODUCT HANDLING	65.2	56.8
S-10	NEAR GCP	65.4	62.6
S-11	NEAR MAIN GATE	52.6	45.8
S-12	NEAR MATERIAL RECOVERY PLANT	67.4	65.2
S-13	NEAR MRSS SWITCH YARD	64.8	56.6
S-14	NEAR STORAGE AREA	53.8	44.2
S-15	NEAR VEHICLE PARKING AREA	66.2	54.5
S-16	NEAR WATER COOLING TOWER AREA	60.8	53.2
S-17	OHC	65.4	53.0
Limit		75.0	70.0



Handling of Single-use Plastic in FACOR

The Ministry of Environment, Forest & Climate Change (MoEF & CC) issued a Notification on **12/08/2021** which mandated the **banning of identified single-use plastic items**. Vedanta is also committed to **'Transformation for Good'**, and it is clearly visible through our ESG aims. Our ESG aim-6 aims to incorporate new innovations for a greener business model. At FACOR, various measures have been taken to reduce the use of single-use plastics inside plant premises.

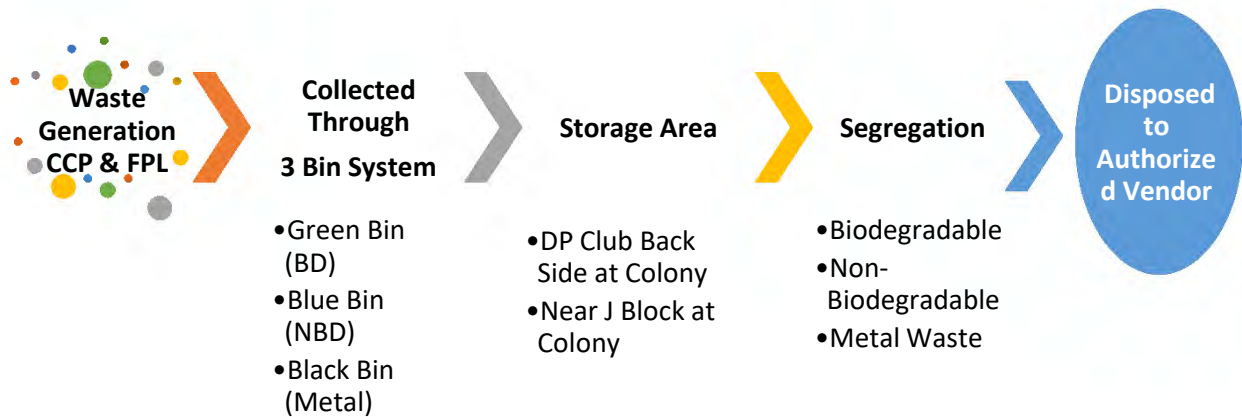
Types of Plastic Waste Generation

Location	Types of Waste Generated
Security Barrack	Polyethylene Terephthalate (PET), HDPE & LDPE (i.e., Plastic bags, Plastic bottles, etc.)
Project Area	
Canteen	
Wagon Tippler	
Store	Plastic Tag, Bubble Wraps, PET, Raw Material Bags.

Banned Single-Use Plastics and Alternatives.

Banned Single Use Plastic	Alternatives
Synthetic Fabric	Cotton FABRIC
Plastic Bottles	Steel Bottles
Plastic Cutlery (Spoons, Knife & other Kitchen equipment)	Wooden/ Metal Cutlery
Plastic Bags	Jute/ Cloth Bags
Plastic Containers	Glass Containers
Plastic Plates	Dry Leaf Plates
Plastic Cup/Glasses	Paper Cup/ Glasses
Wrapping & Packing Material (Invitation Card, Cigarette Box)	Carboard Boxes
Plastic Stir Stick	Metal Stir Stick

Disposal process for waste



Waste segregation

For the segregation of different types of wastes i.e., biodegradable, non-biodegradable, and metal waste, there are three types of bins coloured green, blue, and black respectively. Bins in sufficient numbers are yet to be placed at the required place to improve the scenario of waste segregation.

However, there are separate colour coding for handling bio-medical waste. The colour coding goes as follows,

Colour	Type of waste
Yellow	Human tissue, solid waste, contaminated with blood and body fluids plaster casts cotton swabs, expired or discarded pharmaceutical waste
White	Needles, syringes with fixed needles from needle tip cutters or burners, scalpels, blades, or any other contaminated sharp object that may cause punctures and cuts. Used, discarded, and contaminated metal sharps
Red	Tubing, bottles, IV tubes and sets, catheters, urine bags, syringes without needles, vacutainers with needles cut, and gloves.
Blue	Broken and discarded and contaminated glass including medicine vials and ampules except those contaminated with cytotoxic wastes

Storage area

There are designated storage areas for segregated wastes, one at DP Club Back Side at Colony and another at Near J Block at Colony.



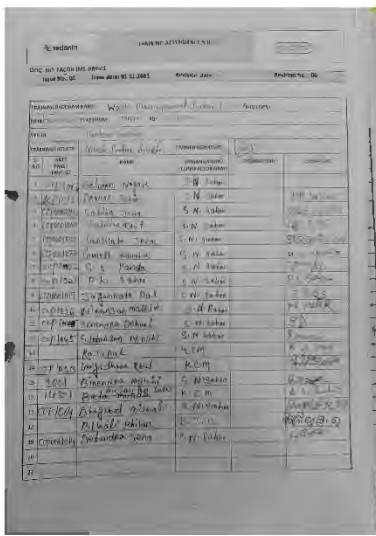
Figure 1: Designated site for segregated waste collection

Training & awareness

Awareness campaigns have been conducted among the employees to sensitize them on not using single-use plastics and the ill effects of using them.

Ban on Single use Plastic.

The FACOR administration is going forward to ban all kinds of single-use plastics inside plant premises. This noble decision will surely contribute towards a greener and more sustainable future altogether.



Sl. No.	Name	Signature	Date
1
2
3
4
5
6
7
8
9
10
11
12
13
14
15
16
17
18
19
20
21
22
23
24
25
26
27
28
29
30

Figure 1: Training Attendance Sheet



Figure 2: Awareness Posters regarding SUP alternative





Emission Reduction Roadmap

FACOR

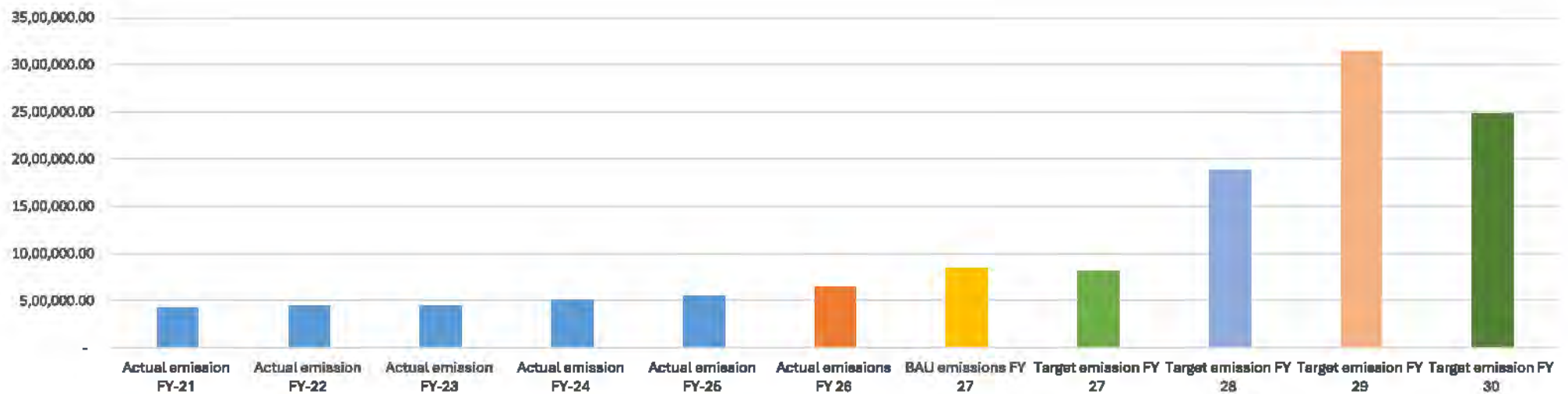
Sensitivity: Internal (C3)



GHG Intensity and Absolute Emissions Trend

FY21	FY22	FY23	FY24	CoP	Particulars	UoM	FY'25	FY'26	FY'27 target	FY'28 Target	FY'29 Target	FY'30 Target
4,27,507	4,45,552	4,50,197	5,06,398	Carbon & Energy	Absolute Emissions	MTCO2	5,52,084	6,49,671.97	8,06,000.00	18,83,644.00	31,40,000.00	24,83,648.00
6.256	5.917	6.68	6.36		GHG Intensity	TCO2/MT	6.6	6.46	6.20	6.28	6.28	4.97
68,331	75,301	67390	79,572	Production	Ferro Chrome	MT	82,746	1,00,507	1,30,000	3,00,000	5,00,000	5,00,000

Emission trend

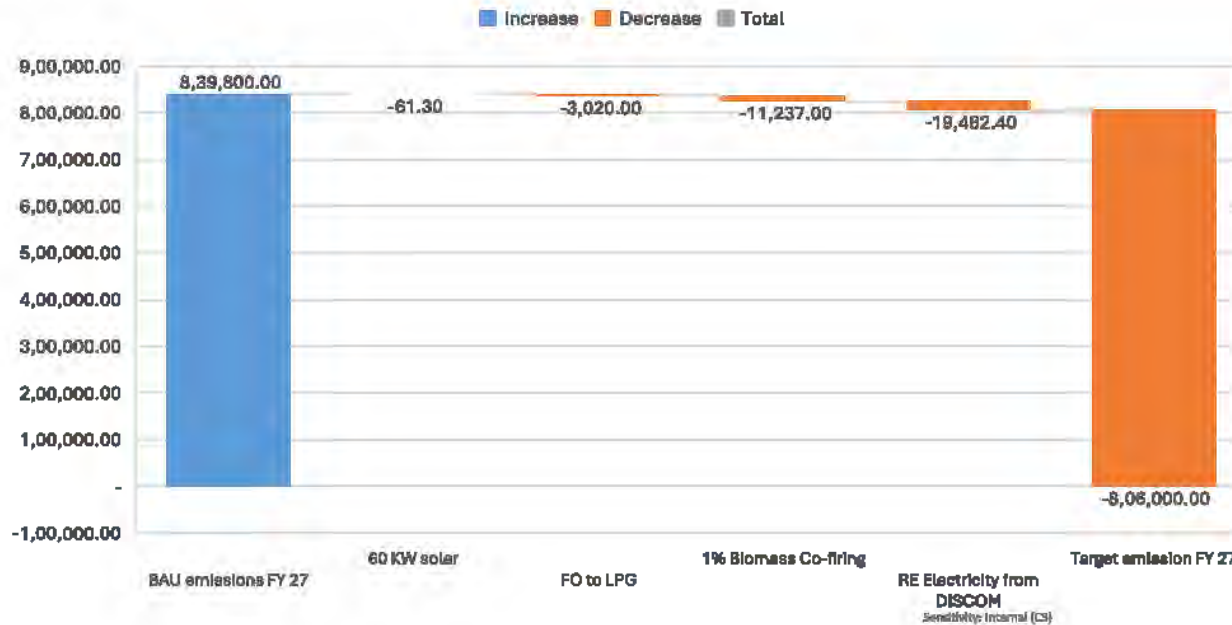


FY 27 Roadmap



FY21	FY22	FY23	FY24	CoP	Particulars	UoM	FY'25	FY'26	FY'27 target
4,27,507	4,45,552	4,50,197	5,06,398	Carbon & Energy	Absolute Emissions	MTCO2	5,52,084	6,49,671.97	8,06,000.00
6.256	5.917	6.68	6.36		GHG Intensity	TCO2/MT	6.6	6.46	6.20
68,331	75,301	67390	79,572	Production	Ferro Chrome	MT	82,748	1,00,507	1,30,000

FY 27 roadmap



Projects	CO2 abatement (TCO2 eq)
60 KW solar	61.3
FO to LPG	3020
1% Biomass Co-firing	11237
RE Electricity from DISCOM	19482.4



THANKS!



<https://www.facorgroup.in/>



Scan & Visit



DIRECTORATE OF FACTORIES & BOILERS, ODISHA

APPROVAL OF ONSITE EMERGENCY PLAN

Certificate no: **BHA/OEP/2024/006203**

Dt: **27/05/2024**

In pursuance of provision contained under **Section 41-B(4) of the Factories Act, 1948**, the On-Site Emergency Plan of **M/s Ferro Alloys Corporation Ltd., AT-DP NAGAR,P.O-RANDIA,DIST-BHADRAK,BHADRAK, BHADRAK** having following identified Hazardous substances is hereby provisionally accepted, subject to the conditions as mentioned hereunder:-

Inventory of hazardous substances

#	Name of hazardous substance	Storage capacity (MT)	Operating capacity (MT)	Mode of storage	Mode of disposal	Container type
1	2	3	4	5	6	7
1	HSD	15 MT	12 MT	Underground	Used in Boiler Light-up	vertical
2	FurnaceOil	64 MT	50 MT	Above ground	Used in Furnace	horizontal
3	LiquedOxygen	10.68 MT	8.5 MT	Above ground	Used in Furnace Operation	horizontal
4	TansformerOil	78.175 MT	78.175 MT	Above ground	Used in Transformer	vertical

Hazardous gas produced/ substances generated

#	Name of hazardous gas/substance generated during the process	Rate of production	Mode of storage/use	Maximum one time storage
1	2	3	4	5
1	NIL	0	NIL	0
2	Nil	0	Nil	0

1. Consequent upon any modification / alteration in future the On-Site Emergency plan shall be prepared and submitted for acceptance.
2. The possible hazards associated with the factory and 'Dos' and Don'ts' shall be displayed in prominent place adjacent to main gate & conspicuous places inside the factory with the measures to be taken in case of such incident
3. Each key personnel of the command structure shall be provided with a worksheet containing their duties and responsibilities.
4. Mock Drill shall be scheduled through PARESHRAM portal at least once in every six months involving zonal Asst. Director of Factories and Boilers/ Divisional Dy.Directors of Factories and Boilers concerned & DCG members
5. Annual report on hold of Mock Drills shall be submitted to the authorities of DistrictAdministration under intimation to Assistant Director of Factories & Boilers/DeputyDirector of Factories & Boilers/Director of Factories & Boilers.
6. Awareness programmes on hazard & mitigation shall be made amongst workers and people living in the vicinity

The approved copy of the On-Site Emergency Plan shall be downloaded and be provided to the Collector & District Magistrate, Superintendent of Police, District Fire Officer and Chief Medical Officer of the District.

Director of Factories & Boilers,
Odisha

NOTE :

- (i) This is a digitally signed electronically generated certificate and therefore needs no ink-signed signature.
- (ii) This certificate is issued as per section 4, 5 & 6 of IT Act 2000 and its subsequent amendments in 2008.
- (iii) For verification, visit <https://pareshram-labour.odisha.gov.in>
- (iv) Tampering of this certificate will attract penal action.



Environmental Policy

Purpose

Vedanta Limited ("Vedanta") is committed to achieving excellence in environmental management. Our goal is to minimise environmental impacts of our business across the entire lifecycle by implementing pollution-prevention and natural resource conservation actions either on site or off site.

This policy is forward looking and sets a vision for businesses across the Vedanta group.

Scope

This policy is applicable to all Vedanta Limited companies, including subsidiaries, joint ventures, and acquisitions, managed sites, licensees, outsourcing partners, corporate offices, and research facilities. This policy is also applicable to all Vedanta Limited employees, contractor employees, business partners, suppliers, and others with whom Vedanta does business.

In addition, this policy is applicable throughout the operational lifecycle of the projects and mines, covering stages from exploration and planning to evaluation, operation, and closure. Furthermore, it extends to activities in our upstream and downstream value chain, limited to distribution, logistics, and sale of products and services to the customer.

Objectives of the Environmental Policy

Vedanta will strive to:

- Comply with applicable national, regional, and local environmental regulations and statutory obligations. In the absence (or lack) of appropriate legislation, industry best practices and applicable international standards will be used.
- Develop, implement, and improve environmental management systems, consistent with world-class standards.
- Set targets and objectives to avoid, reduce or mitigate Environmental impacts on people and planet.
- Consistently assess our environmental risks, manage our impacts, take appropriate mitigation and adaptation measures, and communicate our environmental strategy to our stakeholders.
- Incorporate appropriate environmental criteria for all business decisions including the planning, operationalization, and closure of the projects.
- Conduct regular environmental review and due diligence of the projects (including for mergers & acquisitions) to identify, prioritize, assess, and take effective actions for mitigating the potential environmental risks.
- Drive continuous environmental performance improvement by implementing appropriate available practices and technology.
- Conserve natural resources by adopting environment-friendly and energy-efficient technologies through process improvements.
- Apply mitigation hierarchy (avoid, reduce, reuse, recycle, disposal) to environmental impacts and adopt the principles of circular economy.
- Manage impacts related to energy, carbon emissions, waste, nature, air emissions, land-use & biodiversity, and water.
- Raise awareness of internal and external stakeholders including business partners, suppliers, and other stakeholders on adoption of practices in alignment with our policies, thereby fostering a collective commitment to managing environmental impacts.
- Provide appropriate training to all employees and emphasize the importance of minimising risks to environment, while also understanding the impacts of their work activities on the environment.
- Communicate with all our stakeholders on the progress and performance of Environment management.
- Review the performance against the policy on a periodic basis to ensure management of environmental

impacts as per our objectives including the sharing of good practices throughout the organization and stakeholders

Responsibility & Review

This policy is part of the Vedanta Sustainability Framework and each Vedanta business shall implement this policy. The Group CEO will be accountable for controlling and setting the policy, and the Group Executive Committee are responsible for the full implementation of the policy and associated standards. The Board ESG Committee will review this policy annually and recommend appropriate revisions to the Board as may deem necessary.

Related additional policies: *Energy & Climate Change Policy, Biodiversity Policy, Water Policy, Tailing Management Policy*

Signed by:



Sunil Duggal

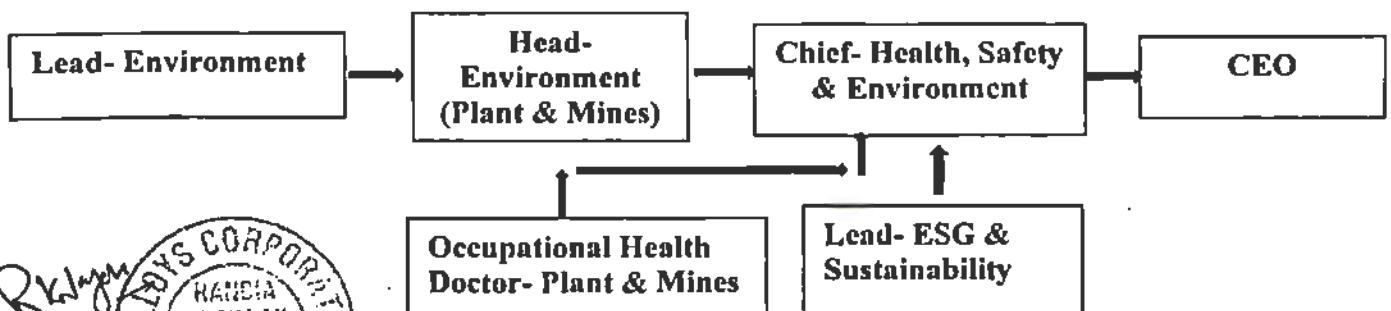
Group CEO, Vedanta

Limited Date: 27th July

2023

STATUS OF ENVIRONMENT MANAGEMENT CELL IN M/S FERRO ALLOYS CORPORATION LTD.
A. Details of Persons available in the Cell:

Sl. No	Name of the Persons	Designation	Duty assigned	Mob. No / Email	Qualification
01	Ranjan Nayak	Chief-HSE & S	Health, Safety, Environment & Sustainability	8306005372 ranjan.nayak@vedanta.co.in	M.Sc. in Environmental Science, PDIS
02	Biswa Bhusan Panigrahi	Head Environment (Plant & Mines)	Env. Management, ESG & Sustainability	7735738480 biswabhusan.panigrahi@vedanta.co.in	M.Sc. in Environmental Science, PDIS
03	Somnath Pal	Lead-Environment (Plant)	Env. management & Pollution control	9064376724 somnath.pal@vedanta.co.in	M.Tech in Environmental Engineering
04	Arani Samanta	Lead-Environment (Mines)	Env. management & Pollution control	9748772262 arani.samanta@vedanta.co.in	M.Tech in HSE
05	Avik Biswas	Lead- ESG & Sustainability	ESG & Sustainability	8617290368 avik.biswas@vedanta.co.in	Postgraduate Diploma in Forestry Management
06	Nilesh Pratap Singh	Lead-Sustainability	ESG & Sustainability	8455002075 nilesh.singh1@vedanta.co.in	Postgraduate Diploma in Sustainability Management
07	Dr Swati Jaiswar	Medical Officer (Plant)	Occupational Health	7536073463 ohc.facor@vedanta.co.in	MBBS, AFIH, BLS, ACLS Trainer, ILO
08	Dr Jaganath Sukla	Medical Officer (Mines)	Occupational Health	9777118260 ohc.ostapal@vedanta.co.in	MBBS, AFIH

B. Reporting system of the Environment Management Cell (Please enclose Organization Chart).



Ranjan Nayak
 Chief HSE & S Officer

Date: 02/04/2026
 Bhadrak, Odisha

M/s. Ferro Alloys Corporation Ltd. (A subsidiary of Vedanta Ltd.)

Registered Office:

P. Nagar PO, Randia, Dist.: Bhadrak, Odisha, India - 756 135

Phone: 06784 240320/240347, Email: facor.mines@vedanta.co.in / facor ccp@vedanta.co.in

Website: www.facorgroup.in CIN: U45201OR1955PLCORRANO

Ref. No: FACOR/HSE/MOEF/01/2025-26

Date: 30.06.2025

To

**The Deputy Inspector General of Forest (Central)
Government of India,
Ministry of Environment Forest & Climate Changes
Regional Office, A/3, Chandrasekharpur
Bhubaneswar -751023**

Sub: Submission of report conducting Performance Evaluation of Pollution Control Devices of Ferro Alloys Corporation Limited (Charge Chrome Plant) Randia, Bhadrak.

Ref: 1. With reference to our earlier communication vide Letter no. FACOR/HSE/MOEF/01/2024-25, dated 31.03.2025

2. Environmental Clearance (“EC”) Identification no EC24A1005OR5164847N issued by MOEF& CC to Ferro Alloys Corporation Limited (“FACOR”), Randia Bhadrak


Respected Sir,

With reference to the subject cited above, we are submitting herewith the report on Performance Evaluation of pollution control devices conducted by NIT, Rourkela vide Specific condition no 11.4 of EC Identification no EC24A1005OR5164847N has granted in favour of M/s Ferro Alloys Corporation Limited.

This is for your kind perusal.

Thanking You
Yours Faithfully

For Ferro Alloys Corporation Ltd.



**Krutisunder Mohapatra
Chief HSE & Sustainability Officer-FACOR**

Encl: As above

Copy to: The Member Secretary, SPCB, Odisha

The Regional Officer, Regional Office, Balasore, SPCB, Odisha

M/s. Ferro Alloys Corporation Ltd. (A subsidiary of Vedanta Ltd.)

Registered Office:

D.P.Nagar, PO : Randia, Dist.: Bhadrak, Odisha, India - 756 135

T +91-6784 240320/240347, Email: facor.mines@vedanta.co.in / facor.ccp@vedanta.co.in

Website: www.facorgroup.in, CIN: U45201OR1955PLC008400.

**A
report
On
Performance Evaluation of Pollution
Control and Online Monitoring
Equipments
of**



**M/S Ferro Alloys Corporation Ltd., DP Nagar, Randia,
Bhadrak, Odisha-756135**

**by
Dr. Soumya Sanjeeb Mohapatra
(Principal Investigator)
and**

**Dr. Prof. Abanti Sahoo
(Co-Principal Investigator)**



**National Institute of Technology Rourkela
Rourkela-769008
June 2025**

Contents

Sl. No	Page No
Chapter 1: Introduction	
1.0	Introduction
1.1	Objectives
1.2	Organisation of the team
1.3	Timeline
1.4	Outline of the Methodology
1.5	Conclusion
Chapter 2: Performance Evaluation of STP	
2.0	Introduction
2.1	Treatment methodology in Sewage Treatment Plants
2.2	STP and FACOR
2.3	Process Description
2.4	Performance evaluation methodology of STP
2.5	Results and Discussions
2.6	Conclusion
Chapter 3: Performance Evaluation of ETP	
3.0	Introduction
3.1	Treatment methodologies
3.2	FACOR and ETP
3.3	Process Description
3.4	Performance Evaluation methodology
3.5	Results and Discussions
3.6	Conclusion
Chapter 4: Performance evaluation of Bag filter	
4.0	Introduction
4.1	Classification of Bag filter
4.2	Process used in Bag filter
4.3	FACOR and Bag filter
4.4	Process Description
4.5	Performance Evaluation methodology
4.6	Sampling Methodology
4.7	Results and Discussions
4.8	Conclusion
Chapter 5: Performance evaluation of ESP	
5.0	Introduction
5.1	Classification of ESP
5.2	FACOR and ESP
5.3	Process description
5.4	Performance Evaluation Methodology
5.5	Sampling methodology
5.6	Results and Discussions
5.7	Conclusion
Chapter 6: Performance Evaluation of CEMS	
6.0	Introduction
6.1	FACOR and CEMS
6.2	Online monitoring Equipment details

6.3	Methodology
6.4	Result and discussion
6.5	Conclusion
Chapter 7: Performance Evaluation of CAAQMS	
7.0	Introduction
7.1	FACOR and CAAQMS
7.2	Online Monitoring Equipment details
7.3	Methodology
7.4	Result and discussion
7.5	Conclusion
Chapter 8: Performance Evaluation of CEQMS	
8.0	Introduction
8.1	FACOR and CEQMS
8.2	Methodology
8.3	Results and discussion
8.4	Conclusion
Chapter 9: Performance Evaluation of HDIP camera	
9.0	Introduction
9.1	Classification
9.2	FACOR and HDIP camera
9.3	Methodology
9.4	Result and Discussion
9.5	Conclusion
Chapter 10: Conclusion and recommendation	
10.0	STP
10.1	ETP
10.2	Bag filter
10.4	ESP
10.5	CEMS
10.6	CAAQMS
10.7	CEQMS
10.8	HDIP camera
10.9	Additional Information

References

List of symbols and abbreviations

Appendix

Intimation to the Stakeholders Regarding the grant of EC			
EC Identification Number		EC24A1005OR5164847N	
Date of grant of EC		13-Sep-24	
Project Description		Expansion of Ferro Alloy Plant for High Carbon Ferro Chrome Production from 1,45,000 TPA (1 x 45 MVA & 1 x 33 MVA SAF) to 4,45,000 TPA (1 x 45 MVA, 1 x 33 MVA & 2 x 75 MVA SAFs), 11,800 TPA MRP along with the new Installation of Raw Material Handling Facility and 7,00,000 TPA Pellet & Sintering Plant at Village- Randia, P.S-Bhadrak Rural, District-Bhadrak, Odisha by M/s. Ferro Alloys Corporation Limited.	
SN	Letter Number	Date	Authority / Office
1	FACOR/HSE/GP/024/2024-25	3-Oct-24	MS, OSPCB, BBSR
2	FACOR/HSE/GP/025/2024-25	3-Oct-24	RO, OSPCB, Balasore
3	FACOR/HSE/GP/026/2024-25	3-Oct-24	Director, Factory & Boiler, BBSR
4	FACOR/HSE/GP/027/2024-25	3-Oct-24	District Collector, Bhadrak
5	FACOR/HSE/GP/028/2024-25	3-Oct-24	Tahasildar, Bhadrak
6	FACOR/HSE/GP/029/2024-25	3-Oct-24	Sarpanch, Randia
7	FACOR/HSE/GP/030/2024-25	3-Oct-24	Sarpanch, Olonga
8	FACOR/HSE/GP/031/2024-25	3-Oct-24	Sarpanch, Rampur
9	FACOR/HSE/GP/032/2024-25	3-Oct-24	Sarpanch, Ramkrishnapur
10	FACOR/HSE/GP/033/2024-25	3-Oct-24	Sarpanch, Geltua
11	FACOR/HSE/GP/034/2024-25	3-Oct-24	Sarpanch, Baudpur

Ref. No: FACOR/HSE/ES/25-1
Date: 29.09.2025

To,

**The Member Secretary,
State Pollution Control Board,
Paribesh Bhawan, A/118,
Nilakantha Nagar, Unit-VIII,
Bhubaneswar.**

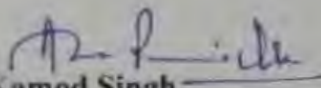
Sub: Submission of Environment Statement for the year 2024-25 by M/s Ferro Alloys Corporation Limited (Charge Chrome Plant), Randia, Bhadrak.

Sir,

With reference to the above cited subject, please find enclosed copy of Environmental Statement for the financial year ending 31st March, 2025 in **Form-V** by M/s Ferro Alloys Corporation Limited (Charge Chrome Plant) for your kind perusal.

Thanking you,

Yours faithfully,
For **Ferro Alloys Corporation Limited**
Charge Chrome Plant


Kamod Singh
Factory Manager

Encl: As above

Copy to: The Regional Officer, SPCB, Balasore.

M/s. Ferro Alloys Corporation Ltd. (A subsidiary of Vedanta Ltd.)

Registered Office:

D.P.Nagar, PO : Randia, Dist.: Bhadrak, Odisha, India - 756 135

T +91-6784 240320/240347, Email: facor.mines@vedanta.co.in / facor.ccp@vedanta.co.in

Website: www.facorgroup.in, CIN: U45201OR1955PLC008400.

FORM V

(See Rule 14)

Environmental Statement for the Financial Year Ending 31st March 2025.

PART - A

- i. **Name and address of the owner/occupier of the industry operation process** : Mr Pankaj Kumar Sharma
Chief Executive Officer
M/s. Ferro Alloys Corporation Ltd.,
Charge Chrome Plant,
Randia, Bhadrak-756135, Odisha.
- ii. **Industry category Primary** : Large
- iii. **Production Capacity-Units** :
High Carbon Ferro Chrome production of 1,45,000 TPA (from 1 X 45 MVA & 1 X 33 MVA SAF) and 11,800 TPA from MRP by M/s Ferro Alloys Corporation Ltd., located at Village-Randia, District-Bhadrak, Odisha
- iv. **Year of Establishment** - 7th March, 1983.
- v. **Date of the last environmental statement submitted** - 28.09.2024.

PART - B

Water and Raw Material Consumption

1. Water Consumption:

Process	- 854 m ³ /day
Cooling	- 221 m ³ /day
Domestic	- 39 m ³ /day

Name of Products	Process Water Consumption Per Unit of Product Output	
	During the Previous Financial Year 2023-24	During the Current Financial Year 2024-25
High Carbon Ferro Chrome	- 3.49 m ³ /MT (Process) - 0.98 m ³ /MT (Cooling) - 0.50 m ³ /MT (Domestic) - 4.97 m ³ /MT (Total)	- 3.77 m ³ /MT (Process) - 0.97 m ³ /MT (Cooling) - 0.17 m ³ /MT (Domestic) - 4.91 m ³ /MT (Total Consumption)



2. Raw Material Consumption

Name of Raw Materials	Name of Products	Consumption of Raw Material Per Unit of Output (MT)	
		During the Previous Financial Year 2023-24	During the Current Financial Year 2024-2025
Chrome Ore	Charge	2,365 MT	2,544 MT
	Chrome/ High Carbon Ferro Chrome (MT)		
Coke		0.553 MT	0.576 MT
Quartzite		0.011 MT	0.077 MT
Bauxite		0.021 MT	0.044MT
Electrode Paste		12.4 Kg	15 Kg
Hydrated Lime		0.0657 MT	0.064MT

PART - C

Pollution Discharge to Environment/ Unit of Output (Parameter as Specified in the Consent Issued)

1. Water

No Pollution discharge through Water. Zero Liquid Discharge has been maintained.

2. Air

Sl. No.	Parameter	Unit	Standard as per CTO	Analysis Results			
				GCP Stack (45 MVA)	GCP Stack (33 MVA)	Dedusting stack	Dryer Stack
1	Particulate Matter as PM	mg/Nm ³	100	74.1	25	55.1	60.4
2	Sulphur Dioxide as SO ₂	mg/Nm ³	--	28.8	25.8	32.5	34.2
3	Oxides of Nitrogen as NO _x	mg/Nm ³	--	34.6	32.6	37.8	38.1
4	Carbon Monoxide as CO	mg/m ³	--	0.089	0.081	0.028	0.078
5	Carbon dioxide as (CO ₂)	%	--	7.1	7.2	6.7	6.3
6	Mercury (as Hg)	mg/Nm ³	--	0.075	0.07	0.58	0.78

PART - D

Hazardous Waste

(As Specified Under Hazardous Waste (Management and Handling) Rule, 2016)

Hazardous Wastes	Total Quantity Generated (kg)	
	During the Current Financial Year 2023-24	During the Current Financial Year 2024-25
a) Used oil	1700	11710
b) Exhaust Air or Gas Cleaning Residue	964910	1223700
c) Waste Oil Filters	Nil	Nil
d) Waste/Residues Containing Oil	Nil	Nil
e) Empty Barrels	1540	Nil

PART - E

Solid Wastes

Solid Waste		Total Quantity	
		During the Previous Financial Year 2023-24	During the Current Financial Year 2024-25
(a) From Process		82745.71 MT (Slag)	114332.59 MT (Slag)
(b) From Pollution Control Facility		964910 (GCP dust)	1223700 (GCP dust)
(c) 1) Quantity Recycle and Re-Utilized within the Unit	Slag	Part of Jigging Slag used for Civil Construction Work	Part of Jigging Slag used for Civil Construction Work
	GCP Dust	881220 MT	1127570 MT
2) Sold	Slag	62621.75 MT	91334.46 MT
	GCP Dust	Nil	Nil
3) Disposed	Slag	Used for filling low lying areas inside & outside plant premises	Used for filling low lying areas inside & outside plant premises



PART - II

Additional measures / investment proposal for environmental protection Including abatement of pollution

Expenditure for Environmental Protection FY 2024-25

Sl. No.	Description	Amount (Rs.)
i	Engagement of Truck mounted Mist cannon	25,48,660
ii	Modification of Wheel Washing System	6,00,000
iii	CMC of CAAQMS & CEMS with Data Connectivity	6,88,750
iv	Operational & Maintenance of Mechanical Road Sweeping Machine	18,28,925
v	Greenbelt development & engagement of worker for plantation maintenance work	89,57,588
vi	Wastewater Treatment Plant Operation & Maintenance	8,54,734
vii	Gas Cleaning Plant operation and maintenance cost	13,33,987
viii	Gas Cleaning Plant Energy cost	1,05,95,099
ix	Installation of Mist canon	6,80,000
x	Environment Monitoring Expanses (Air, Water, Waste, Noise etc)	5,16,765

PART - I

Any other particulars for improving the quality of the environment.

- FACOR is a certified company of Quality Management System (ISO-9001: 2015), Environmental Management System (ISO-14001: 2015), Occupational Health & ISO 45001:2018 and Energy Management System (ISO-50001:2018).
- FACOR is comprehensively working to achieve ESG Goals on key thematic area of Transforming Communities, Transforming the Planet and Transforming the Workplace. Inline with this we have taken various initiatives towards carbon neutrality, net water positivity, greener business model, biodiversity conservation etc.
- FACOR Charge Chrome Plant has taken various initiatives for abatement of pollution control and environment protection measures. We have installed 10KLD STP at plant and 50KLD STP at colony for sewage water treatment and recycle the water in greenbelt development. Similarly, 1000KLD Surface Runoff Treatment Plant has been installed to treat all runoff water inside the CPP & CCP plant to achieve Zero Liquid Discharge. We have engaged mist canyon and mechanized road sweeping machine to control fugitive emissions.



PART - H

Additional measures / investment proposal for environmental protection Including abatement of pollution

Expenditure for Environmental Protection FY 2024-25

Sl. No.	Description	Amount (Rs.)
i	Engagement of Truck mounted Mist cannon	25,48,660
ii	Modification of Wheel Washing System	6,00,000
iii	CMC of CAAQMS & CEMS with Data Connectivity	6,88,750
iv	Operational & Maintenance of Mechanical Road Sweeping Machine	18,28,925
v	Greenbelt development & engagement of worker for plantation maintenance work	89,57,588
vi	Wastewater Treatment Plant Operation & Maintenance	8,54,734
vii	Gas Cleaning Plant operation and maintenance cost	13,33,987
viii	Gas Cleaning Plant Energy cost	1,05,95,099
ix	Installation of Mist canon	6,80,000
x	Environment Monitoring Expenses (Air, Water, Waste, Noise etc)	5,16,765

PART - I

Any other particulars for improving the quality of the environment.

- FACOR is a certified company of Quality Management System (ISO-9001: 2015), Environmental Management System (ISO-14001: 2015), Occupational Health & ISO 45001:2018 and Energy Management System (ISO-50001:2018).
- FACOR is comprehensively working to achieve ESG Goals on key thematic area of Transforming Communities, Transforming the Planet and Transforming the Workplace. Inline with this we have taken various initiatives towards carbon neutrality, net water positivity, greener business model, biodiversity conservation etc.
- FACOR Charge Chrome Plant has taken various initiatives for abatement of pollution control and environment protection measures. We have installed 10KLD STP at plant and 50KLD STP at colony for sewage water treatment and recycle the water in greenbelt development. Similarly, 1000KLD Surface Runoff Treatment Plant has been installed to treat all runoff water inside the CPP & CCP plant to achieve Zero Liquid Discharge. We have engaged mist canyon and mechanized road sweeping machine to control fugitive emissions.

